

SWAROVSK

Auto Dispenser Standard Color Card



施华洛金属

全自动电脑调色机色卡

施华洛水晶般的晶莹剔透，高贵典雅和超柔润手感
SWAROVSKI like crystal clear, high elegance and smooth hand touch

施华洛金属

产品介绍：

施华洛金属，是一类源于美国的非常高档和奢华的闪光石涂料。手感柔软丝滑，但质地却很坚硬，金属光泽高雅柔润。当人体触碰到施华洛装饰的墙面时，不会感到任何冰冷和生硬的感觉，相反它独特的保温特性，给人以温暖和生动的触摸体验。施华洛金属可以批刮，滚涂，点蘸。也可以单色，复合色和混色，通过不同的工具和手法，结合更多标准色彩，可以创作出无穷无尽的典雅华贵的艺术墙面。

施工工艺：

1. 基层处理，符合国家室内油工验收标准，腻子批刮二到三遍，打磨平整，墙面正负公差小于2毫米；
2. 滚涂抗碱封闭底漆或绒砂漆；
3. 批刮第一遍底；
4. 批刮第二遍造型或者用海藻绵等工具造型。

备注：施华洛金属，直接用灰刀收平，可以产生明暗金属花纹，金属质感强烈，闪点清晰，手感细腻而柔软，抗划伤性强，欧施泥施华洛金属，白料批刮时不产生灰色斑痕。

色彩系统：

根据北美最新流行色，施华洛金属共有(97)个常用标准色，色彩从浅及深，按国际标准的色阶逐行排列和编号，输入编号，即可得到标准色，最小调漆量实际测量仅为 ≤ 50 克。也可根据消费者的实际需求，采用高精度电脑调色机，进行色彩的DIY，从而衍生出可以复制的，成千上万不同的色彩。调色系统的色浆，采用世界上最顶级的德国品牌原装进口水性色浆，具有无与伦比的色彩还原性和上色率，同时通过了德国蓝天使最高环保等级标准的检测。

适用范围：

施华洛金属广泛应用到各类场所，如：别墅，会所，酒店，公寓，商场，学校，办公楼等；空间应用如：大堂，过道，公共区域，教室，客厅，卧室，书房，卫生间和厨房等；局部细节可以应用至：墙面，天花，灯池，龕，背景墙等室内空间。在中国迅猛发展的个性化和时尚化的室内装饰领域，施华洛金属将承担改变空间色彩和肌理的重要角色。

环保指标：

施华洛金属系列，通过了国家最严格的环保检测标准，所有涂料中的有害物质，均在抽样检测中为：未检出状态。同时该系列的产品，也通过了国际上著名的：法国环保A+认证，北美建筑LEED检测，德国环保蓝天使VOC检测等。

检测项目	标准要求	检测结果	单项结论
挥发物(VOC)	≤ 120	未检出	符合
苯和游离苯	≤ 100	未检出	符合
可溶重金属Pb Cd Cr Hg	≤ 60	均未检出	符合

本系列色卡中的小色块，因为人眼视觉角度的原因，会比实际上墙施工的色彩略浅，系列色卡中的任意色彩，均以复制尺寸300*300及以上大样板的色彩为准，以期达到和墙面尽可能接近的颜色。

OST-SH-1097D




OST-SH-1001



OST-SH-1004



OST-SH-1007



OST-SH-1010



OST-SH-1013



OST-SH-1016



OST-SH-1002



OST-SH-1005



OST-SH-1008



OST-SH-1011



OST-SH-1014



OST-SH-1017



OST-SH-1003



OST-SH-1006



OST-SH-1009



OST-SH-1012



OST-SH-1015




OST-SH-1018



OST-SH-1019



OST-SH-1022



OST-SH-1025



OST-SH-1028



OST-SH-1031




OST-SH-1034




OST-SH-1020




OST-SH-1023



OST-SH-1026



OST-SH-1029



OST-SH-1032



OST-SH-1035



OST-SH-1021



OST-SH-1024




OST-SH-1027



OST-SH-1030



OST-SH-1033



OST-SH-1036



OST-SH-1037




OST-SH-1040



OST-SH-1043



OST-SH-1046



OST-SH-1049



OST-SH-1052



OST-SH-1038




OST-SH-1041




OST-SH-1044



OST-SH-1047



OST-SH-1050



OST-SH-1053



OST-SH-1039



OST-SH-1042




OST-SH-1045



OST-SH-1048




OST-SH-1051



OST-SH-1054




OST-SH-1055




OST-SH-1058



OST-SH-1061



OST-SH-1064



OST-SH-1067



OST-SH-1070




OST-SH-1056




OST-SH-1059



OST-SH-1062



OST-SH-1065



OST-SH-1068



OST-SH-1071



OST-SH-1057




OST-SH-1060



OST-SH-1063



OST-SH-1066



OST-SH-1069



OST-SH-1072



OST-SH-1073

OST-SH-1076

OST-SH-1079

OST-SH-1082

OST-SH-1085

OST-SH-1088



OST-SH-1074


OST-SH-1077

OST-SH-1080

OST-SH-1083

OST-SH-1086

OST-SH-1089



OST-SH-1075

OST-SH-1078

OST-SH-1081


OST-SH-1084

OST-SH-1087

OST-SH-1090




SWAROVSK




OST-SH-1091D + SH-1091M



OST-SH-1092D + SH-1092M



OST-SH-1093D + SH-1093M



OST-SH-1094D + SH-1094M



OST-SH-1095D + SH-1095M



OST-SH-1096D + 108金 + SH-1096M

Product Description:

SAND DUNE (also named Sahara) is a new type of light texture heap sand paint originated from Italy. It has brilliant golden sheen, uniform sand particles and simple application performance. After simple roll painting, slightly brush with coir brush or sponge and it will easily have sanding and heaping, forming different shapes and artistic effects like Sahara Desert. Ordinary oily works can operate by simply watching the video without training, create samples and operate on the wall. Matched rich color card system, it provides excellent art wall application services for all house owners.

Application Method:

1. Base check: The base shall conform to the national indoor paintwork acceptance criteria. Scrape the putty twice or three times, polish and level to make the plus-minus tolerance of the wall surface less than 2mm
2. Roll paint with alkali-resistant close primer or professional primer.
3. Scrape on the base.
4. Scrape second time for shaping.

Note: SWAROVSKI PAINT can be leveled with putty knife to create bright and dark metallic patterns with strong metallic texture, clear flash points, fine and soft touch, good scratch resistance. Original SWAROVSKI PAINT won't leave gray spot when scraped.

Color System:

According to the latest trend color in North America, SWAROVSKI PAINT launched has 97 common standard colors, which are sorted and numbered from light to dark, row by row according to international standard color levels. Input the number and then get the standard color. The minimum paint adjustment amount is less than 50 grams. Also, based on consumers demand, high-accuracy auto dispensers can be used to apply color DIY as to make thousands of different duplicated colors. Color paste color dispensing system uses the world top brand water color paste originally imported from Germany, which have excellent color restoration and dyeing rate and has passed the test of German Blue Angel's highest environmental protection degree.

Space Application:

The SWAROVSKI PAINT has been widely applied in various places, such as villas, clubs, hotels, apartments, shopping malls, schools and office buildings. Space applications include lobbies, aisles, public areas, classrooms, living rooms, bedrooms, study rooms, bathrooms, kitchens and other rooms. Details can also be used for wall surface, ceilings, lamp pools, niche, background walls and other internal space. In the Chinese rapidly developing personalized and fashionable interior decoration market, SWAROVSKI PAINT will be take an important part in changing space colors and texture.

Environmental Protection Index:

SWAROVSKI PAINT has reached the strictest national environmental protection testing standards. In the testing, no hazardous chemicals were detected in all paint. Meanwhile, series products have passed world-known accreditation, French A+ Certification, LEED Test Report, German Blue Angel VOC Test Report.

Testing Items	Standard Requirement	Result	Single Conclusion
Volatile Organic Compounds (VOC)	≤120	Not detected	Conformity
Benzene and free benzene	≤100	Not detected	Conformity
Pb Cd Cr Hg	≤60	Not detected	Conformity

Small color chip in the series color cards will look lighter than the actual color painted on the wall due to human nature visual angle. All colors in the series Color Cards are subject to the color in the big template with copy size 300*300 or above to achieve the same color as the wall surface.


声明：

该系产品色卡 (Color Card)为：全自动电脑调色机 (Auto Dispenser) 调色，所有电脑数据均经过实际操作检测，拥有无与伦比的准确性和可复制性。我方对全部数据拥有知识产权，对未经我方许可，使用该数据库，进行商业活动的公司和个人，我们将追究相应的法律责任。

我方拥有以上全自动电脑调色机，色卡，空间配色系统，产品和工艺的最终解释权。关于该系列产品色卡和工艺的 DIY 应用，我方将在系统专业色彩的培训中，做更详细讲解。

Statement:

The color card of our full series products is tuned by the auto dispenser. All computer data have been tested by real operations and have excellent accuracy and duplication. The company owns the intellectual property for all data. Unauthorized data usage for business activity by company or individual is prohibited and shall bear all responsibilities. reserves the right of final explanation for the above auto dispensers, color cards, space matching system, products and technology. Further explanation about the DIY application series color cards and technology will be discussed in the company's professional color training.



法国环境A+认证
A+ Certification,FR



北美LEED检测
Building LEED Test Report



德国蓝天使VOC检测
BLUE ANGEL Test Report, GER



丹麦国家认证
DANAK accreditation