



## PART 2

Tile colors play a vital role in the bathroom, which not only affects the overall sanitation, but also directly affects the atmosphere of space. Light tones such as white, light gray or light blue can make the space brighter and give people a fresh and clean feeling; while dark tones such as dark brown or gray will bring a calm and luxurious atmosphere to the bathroom. The impact of the color of the bathtub on relaxing: The color choice of the bathtub can affect the relaxation of people in the bathroom. Warm tone such as beige, light powder or orange can warm the space and enhance the comfort during bathing; and the fresh blue-green tone can create a quiet and fresh bath environment, making it easier for people to relax. Toilet color and overall coordination: The color matching of the toilet should be coordinated with the overall bathroom to ensure that the entire space is consistent in color tone, forming a harmonious visual effect. Neutral colors such as white and beige are usually safe choices, which not only coordinate the overall space, but also appear simple and generous. The freshness of the washbasin: The washbasin is an important part of the bathroom, and its color matching can show a fresh sense. Choosing fresh blue-green, light green or light blue can not only enhance the refreshing sense of the washing area, but also inject a vitality into the overall space. Personality expression of decorative cabinet: The color matching of the decorative cabinet is an important way to express personality in the bathroom. Dark brown and black can give a noble sense of the bathroom; the bright orange-red and gorgeous purple tones add a vitality and unique charm to the space. The sense of space of wall tiles: The color matching of wall tiles is critical to the sense of space in the bathroom. Light-colored floor tiles such as beige or gray, with dark wall tiles, can make the bathroom look more transparent, spacious, and enhance the overall sense of space. Soft tone combination: In the bathroom, the combination of tones should be soft, avoiding too dazzling or too dull. Neutral colors such as gray and beige can not only balance the entire space, but also make the environment more pleasant. Consider the condition of light: Select the right color according to the light conditions of the bathroom. In the dark space, you can choose bright colors, such as white or light yellow to improve the brightness of the overall. Balance of warm and warm tone: The balance of warm and warm tones in the bathroom is the key. Moderate introduction of warm colors such as orange and peach red can break the sense of single and create levels to make the entire space richer. Horizontal and vertical colors: Consider the level and vertical distribution in color matching. The horizontal matching of the wall tiles and the vertical matching of the decorative cabinet make the space more coordinated and layered. Basis as the foundation: Choosing neutral color as the foundation, such as white, gray, and rice, can create a fresh and clean tone for the bathroom and provide flexibility for subsequent color matching. Application of color psychology: The knowledge of color psychology can guide the color matching of the bathroom. Blue can bring quietness and freshness, and yellow increases warmth and vitality, and cleverly matches according to personal preferences and needs. Extension of home style: The color matching of the bathroom can be extended to the entire home style. For example, choosing traditional bathroom furniture can be consistent with other rooms in color, increasing overall coordination. Concoction of metal elements: The metal elements such as stainless steel or copper, such as faucet, handle, etc., inject modern sense into the bathroom, complement each other with other colors, add a sense of fashion. Basic color of neutral color: Choosing neutral colors such as white, gray, and rice as the basic color can create a fresh and clean tone for the bathroom and provide flexibility for subsequent color matching. Color Psychology Application: Application of color psychology, such as blue can bring quietness and freshness, yellow increases warmth and vitality, and cleverly matches according to personal preferences and use needs. Extension of home style: The color matching of the bathroom can extend to the entire home style. For example, choosing traditional bathroom furniture can be consistent with other rooms. The embellishment of metal elements: The metal elements such as stainless steel or brass embellishment, such as faucet, handle, etc., inject modern sense into the bathroom, complement each other with other colors. Use of color contrast: Moderate use of color contrast in the bathroom, such as dark floor tiles with light-colored wall tiles, can make the entire space more layered, showing beauty and dynamic. Soft transition color: adopt soft transition colors between different areas, such as from dark blue to light blue, or from gray to beige white, making the entire bathroom color transition naturally, not abnormal. Warm-tone relaxation: Select warm colors around the washbasin or bathtub area, such as orange or pink, helping to create a relaxed and relaxed atmosphere and improve the comfort of users. Matching wooden elements: Introducing wooden elements, such as wooden decorative cabinets or floors, combined with tiles, can add a natural and warm feeling to the bathroom, making the space more close. Use of complementary colors: Choose complementary colors, such as blue and orange, or green with red, can produce a strong contrasting effect, making the entire bathroom more vivid and interesting.

## PART 2





## Living room 5.

PART2 Site Refresh  
OURSTUCCO Co. Ltd  
Regional site Color Refresh



OURSTUCCO APP SYSTEM  
Download by Android or apple App store  
Ourstucco Distinguish color system  
RGB and CMYK conversion dictionary  
Millions of CMYK true color coatings  
Color matching application guidance  
Architectural color space matching

## Living room 5

PART2 Site Refresh  
Regional site Color Refresh

The color renovation of the living room is a very complicated problem, including the color of the doors and windows, the color of the furniture, the color of the tiles and the marble, the color of the wooden floor, the color of the wall, the color of the wall decoration, and the JRC line change color. The unity of many materials is difficult. The special color change paint of OURSTUCCO in the United States solves this problem and has a good solution for designers' color matching of the overall room space.

The color of the tiles and wooden floors on the ground is the basis of the living room space. By selecting the appropriate color change paint, the designer can adjust the ground color to make it more coordinated with other elements. This can not only add layering to the overall space, but also highlight the design of furniture and wall.

The color transformation of the wall decoration board and JRC lines on the wall surface is the finishing touch in the overall space design. By adopting special color paint, designers can accurately adjust the colors of these details to make it complement the overall style. This not only helps emphasize the design theme of space, but also enhances the overall quality of the room.

The color of various types of furniture is also an important factor that affects the sense of the overall space. The application of special color changes can allow designers to easily adjust the color of the furniture, echo it to other parts of the space, and form a unified overall sense. This color matching can not only improve the visual effect of the living room, but also create a comfortable and pleasant living atmosphere for the occupants.

It is also very important to change the special changes in other parts and materials of the room space. The richness and extensive application of colors enable designers to play creativity more freely and make the colorful matching colors in all parts of the room space. Not only that, OURSTUCCO's special color change paint also performs well in terms of texture and persistence, ensuring the stability and brightness of each part of the colors.

### 5.居室空间改色：

居室空间的色彩改造是一个很复杂的问题，包括门窗改色、家具改色、瓷砖和大理石改色、木地板改色、墙面改色、墙饰一体板改色、JRC线条改色等。众多材质的色彩统一是难点。美国OURSTUCCO公司的特种改色漆解决了这个问题，为设计师对整体居室空间的色彩搭配，有了很好的解决方案。

地面的瓷砖和木地板的颜色是居室空间中的基础。通过选择合适的改色漆，设计师可以调整地面颜色，使其与其他元素更协调。这不仅能够为整体空间增添层次感，还能够突显家具和墙面的设计。

墙面的墙饰一体板和JRC线条的色彩改造是整体空间设计中的点睛之笔。通过采用特种改色漆，设计师可以精准地调整这些细节部分的颜色，使其与整体风格相得益彰。这不仅有助于强调空间的设计主题，还能够提升居室的整体品质感。

各类家具的色彩也是影响整体空间感觉的重要因素。特种改色漆的应用可以让设计师轻松调整家具的颜色，使其与空间其他部分相呼应，形成统一的整体感。这样的色彩搭配不仅能够提升居室的视觉效果，还能够为居住者营造出舒适宜人的居住氛围。

居室空间其它各个部位和材质的特种改色，也非常重要。其色彩的丰富和广泛适用性，使得设计师能够更自由地发挥创意，让居室空间各部位色彩的精准搭配。不仅如此，OURSTUCCO公司的特种改色漆，在质地和持久性方面也表现出色，确保改色的各部分色彩的稳定和鲜艳。





# Living room 5.

PART2 Site Refresh

OURSTUCCO Co. Ltd  
Regional site Color Refresh

**OURSTUCCO APP SYSTEM**  
Download by Android or apple App store  
Ourstucco Distinguish color system  
RGB and CMYK conversion dictionary  
Millions of CMYK true color coatings  
Color matching application guidance  
Architectural color space matching



Wall color: The color of the wall is the soul of the interior design. From the warm Mediterranean blue to the quiet and elegant beige, each choice is like a painter's color panel, shaping the emotional atmosphere of the occupants, injecting vividly into the home life into the home life color. Ground color: The ground is not only the basis of stepping, but also the extension of space. From deep retro wood flooring to bright tiles, the choice of ground color not only considers coordination, but also needs to pay attention to practicality to make the space more layered. The choice of wall surface and JRC decorative board: The selection of JRC decorative boards should pursue the harmonious unity of the wall, from the luxurious luxury of marble to

the nature of the original wood texture, with a unique space beauty, adding a lot of color to the living space. The overall color of the home space: The overall color of the home must take into account the needs of different functional areas. From the warmth of the living room to the tranquility of the bedroom, through the clever combination, create a unified home space full of life. Dome color: The choice of roof color is not only about visually bright and dark, but also directly affects the sense of space. From dark classic white to light blue blue, it brings a comfortable and spacious feeling to the occupants. Walls, JRC trim, and roof color: The coordination relationship of these three determines the sense of unity of the entire indoor space.

The color matching needs to be carefully planned, so that the light and shadow form a layered picture in the space, showing a unique taste. Wall surface and furniture color: The color matching of the wall surface and furniture is one of the keys in the design of the living room. Moderate contrast and harmony can create a visual balance and make the entire space more tasteful. Color psychology: By studying the psychological effects of different colors, the color of the wall, ground, JRC decorative board, roof and furniture color can more accurately shape the indoor environment that meets personal needs. Cultural colors: Incorporating different cultural elements in the choice of color can not only add color to the space, but also make

the home environment more cultural heritage, showing a unique design style. Color matching skills: From the combination of warm and warm tones to the contrast of brightness, the use of color matching skills can make the relationship between walls, ground, JRC decorative board, roof and furniture, and make the overall space more design. Wall color psychology: The walls of different colors can affect people's emotional state. Dark tones can create a calm and thick sense, while light tones can create a relaxed and bright atmosphere. Through the guidance of color psychology, the indoor environment is more in line with Personal needs. Home color trend: Follow the trend of the times and understand the new trend of home color.



# Living room 5.

PART2 Site Refresh

OURSTUCCO Co. Ltd

Regional site Color Refresh

DESIGNER ASSISTANCE :  
Color for Designer creativity  
Color principle application  
Exterior design scheme  
Interior Decoration  
Exterior design scheme expression  
Expert contact on line  
Optimal Design scheme display



The effect of color on the sense of space: in -depth research on the shape of wall, ground, JRC decoration board, roof and furniture on the sense of space, understand the effects of different colors on the sense of space scale, so as to better layout and design interior space. Wall surface and ground material: The choice of ground material is directly related to the sense of touch and the quality of the overall space. With the color of the wall, it can break monotonous and add layering and warmth to the space. Color and natural light: When considering the color of the wall, ground, JRC decoration board, roof and furniture, it is necessary to fully consider the changes in natural light, and reasonably use light to make the color show different charm in different time periods. The texture of the wall surface and the JRC trim: Through the clever combination of texture, it can add fun and layering between the wall surface and the JRC trim, making the entire space more delicate. Wall color: The color of the wall is the soul of the interior design. From the warm Mediterranean blue to the quiet and elegant beige, each choice is like a painter' s color panel, shaping the emotional atmosphere of the occupants, injecting vividly into the home life into the home life color.

The coordination of furniture style, different styles of furniture put forward different needs on the wall color. From modern simplicity to classical retro, it must pay attention to the unity of style, making the entire indoor space more individual. \*\* Seasonal changes in color: \*\* wall, ground, JRC decorative board, roof and furniture color choice should consider the atmosphere of different seasons, such as warm autumn or fresh spring, adjust the color through seasonal changes through seasonal changes. , Enable space to convey a pleasant feeling in different seasons. \*\* Color and festival atmosphere: \*\* On special festivals such as the Spring Festival, Christmas, etc., through the color matching of walls, ground, JRC decorative board, roof and furniture, create a decoration in line with the festival atmosphere, bringing residents to residents bring residents Happy and festive atmosphere. \*\* Children' s room color: \*\* The wall color selection of the children' s room needs to consider the psychological impact on children, such as choosing a warm and bright tone to promote their enthusiasm and creativity. Pleasant children' s room environment. It can inject new ideas into space, but also make the overall design more modern and forward -looking.



# Living room 5.

PART2 Site Refresh  
OURSTUCCO Co. Ltd  
Regional site Color Refresh



**OURSTUCCO SUPPORT :**  
 Product series introduction  
 Distributing area protection  
 Ourstucco dispenser color system  
 Ourstucco APP color system  
 Expert contact on line  
 Color supported by Full gamut system




\*\* The illusion of color is the illusion of space size: \*\* Through clever color matching, it can change the perception of the space. The dark color can make the space look smaller and compact, while the light color can create a spacious feeling. According to actual needs Appropriate color, adjust the illusion of space size. \*\* Innovation of wall art: \*\* In the color matching of the wall, the introduction of art innovation elements, such as decorative wallpaper, three-dimensional murals, etc., breaking the traditional wall design, making the space more unique and personalized. Through the expression of art, the wall is no longer just decoration, but also part of the space, allowing residents to enjoy the beauty of living in art. These five directions refine the color choice of walls, ground, JRCdecorative boards, roofs and furniture. From seasonal changes to special rooms, they cover more levels and think about room space from a more comprehensive perspective. Color design.



# Living room 5.

PART2 Site Refresh  
OURSTUCCO Co. Ltd  
Regional site Color Refresh

EXPERT CONTACT:  
Standard construction guidance  
Online color analysis  
How to use the OURSTUCCO APP  
Specialty color design



This effect can be achieved by using ourstucco products & all kinds of color toned by dispenser



## Stairway refresh<sup>6</sup>

PART2 Site Refresh

OURSTUCCO Co. Ltd

Regional site Color Refresh

**OURSTUCCO SUPPORT :**  
 Product series introduction  
 Distributing area protection  
 Ourstucco dispenser color system  
 Ourstucco APP color system  
 Expert contact on line  
 Color supported by Full gamut system

## Stairway refresh<sup>6</sup>

PART2 Site Refresh

Regional site Color Refresh

The color of the staircase is an important and neglected part of the entire decoration space. The color of the stairs is often stairs manufacturers. When the stairs are produced, there are some colors to choose from, but the color of traditional staircase manufacturers is too single and old. Meet the requirements of design and owners. After the traditional stairs are installed, the color cannot be changed. It can only change the color of other decorative areas of the environment to match the color of the stairs. This limitation has greatly improved the engineering budget, also reduced the beauty of the space, and made the designer's design lose inspiration.

OURSTUCCO's professional color paint is suitable for various staircase materials. In addition to commonly used wooden materials, steel materials, stone and ceramic materials, even stairs such as uncommon engineering resin materials, glass reinforced materials, aluminum alloy materials, etc. can be easily changed. The super strong adhesion and hardness of the special color change make the stairs use longer. At the same time, the rich color choice allows the designer to not stick to the color of the stairs itself. It can completely change the color of the stairs according to the needs of the decorative space, let the stairs integrate into the overall space, and make the overall color match more coordinated.

The stairs can change the color and greatly reduce the decoration budget. At the same time, the designer's imagination is expanded. Whether it is the popular Morandi color, the silent macaron, etc. It can be changed with low cost to achieve the complete change of the staircase color, thereby changing the decorative color matching of the overall space and allowing space to adapt to more decorative styles. It is not an exaggeration to say: the staircase is changed, allowing the designer to have a magic stick of space, which can be made of finishing touch, or the overall space conversion, and even directly switch between various decorative styles to make the building space more exciting.

### 6. 楼梯改色：

楼梯色彩，是整个装饰空间的一个重要且被忽视的环节，楼梯的颜色往往是楼梯厂家，生产楼梯时决定的，尽管也有一些颜色可选择，但是传统楼梯厂家的色彩过于单一和守旧，根本无法满足设计和业主要求。传统楼梯在安装后，基本上无法改变色彩，只能让环境的其他装饰区域改变颜色，来搭配楼梯色彩。这种局限性，大大提高了工程预算，也降低了空间美感，更让设计师的设计失去了灵感，让整个装饰空间处于顾此失彼的状态。

美国OURSTUCCO公司提供的专业改色漆，适合各类楼梯材质。除了常用的木质材质、钢铁材质、石材和陶瓷材质外，甚至包括不常见的工程树脂材质、玻璃钢材质、铝合金材质等的楼梯，都可以轻松改色。特种改色漆的超强的附着力和硬度，让楼梯的使用时间更久。同时丰富的色彩选择，让设计师不在拘泥于楼梯本身的色彩，完全可以根据装饰空间的需要，任意改变楼梯颜色，让楼梯融入整体空间，让整体色彩搭配更协调。

楼梯可以改变色彩，大大降低了装修预算，同时拓展了设计师的想象力，无论是时下流行的莫兰迪色系、宅寂风等，还是粉嫩的马卡龙或是鲜艳色系，都可以用低成本改色，实现楼梯色彩的彻底越变，从而改变整体空间的装饰色彩搭配，让空间适应更多的装饰风格。不夸张的说：楼梯改色，让设计师拥有了一个空间的魔术棒，既可以做画龙点睛的装饰，也可以做整体空间的转换，甚至在各个装饰风格之间直接切换，让建筑空间更多精彩。



## Stairway refresh 6

PART2 Site Refresh

OURSTUCCO Co. Ltd

Regional site Color Refresh

DESIGNER ASSISTANCE :  
Color for Designer creativity  
Color principle application  
Exterior design scheme  
Interior Decoration  
Exterior design scheme expression  
Expert contact on line  
Optimal Design scheme display



Stairs shape: Designing unique staircase shapes can add a unique artistic atmosphere to the entire room, such as spiral shape or curve design, which not only has practicality, but also enhances space aesthetics. Stairs material: Choose different staircase materials, such as wood, metal, or glass, which can not only meet functional needs, but also bring different touch and light and shadow effects to the living room through the texture and gloss of the material. Color matching: The color matching of the staircase is very important for the overall space atmosphere. You can choose the color that coordinated with the surrounding walls or furniture. You can also try some insightful colors to create a unique sense of space. Functionality of the stairs: In addition to the beauty, the design of the stairs should also be considered practicality. For example, whether there is a storage space or easy to go up and down, to ensure that the stairs are not only decorations, but also a practical component of living space. The extension of the sense of space: Through the design and color matching of the stairs, the sense of space can be extended, making the entire room look more spacious and transparent, and enhance the living experience. Safety of stairs: In the design design, the safety of the stairs must be considered to ensure that the slope and step design of the stairs meet the standards to prevent accidents.

The visual effect of the stairs: Through the clever shape and color matching, the stairs can create a visual effect with floating or transparency of the stairs, making the entire space more interesting and attractive. The integration of art elements: It can integrate art elements in the stairs design, such as carving, murals, or lighting design, making the stairs a artwork in the living room and enhance space quality. The height and width of the stairs: The proportion of height and width should be considered when designing the stairs to ensure the comfort of the upstairs and the coordination of the overall space. Selection of environmental materials: Choosing environmental protection materials to make stairs not only in line with the concept of sustainable development, but also to create a healthy indoor environment for the room. Psychological influence of color: Considering the impact of the color of the stairs on the emotions of the residents, choosing a warm color can create a warm atmosphere, while the cold color is helpful to create a fresh and quiet feeling. The transparency of the stairs: By choosing a transparent or translucent staircase design, it can break the limitation of the space and make the entire room more transparent and open. Use of natural light: In the design of staircase design, consider how to use natural light to the greatest extent to make the stairs area brighter and improve the comfort of space.



# Stairway refresh

PART2 Site Refresh  
OURSTUCCO Co. Ltd  
Regional site Color Refresh

**OURSTUCCO APP SYSTEM**  
Download by Android or apple App store  
Ourstucco Distinguish color system  
RGB and CMYK conversion dictionary  
Millions of CMYK true color coatings  
Color matching application guidance  
Architectural color space matching


CMYK



# Stairway refresh<sup>6</sup>

PART2 Site Refresh  
OURSTUCCO Co. Ltd  
Regional site Color Refresh

EXPERT CONTACT:  
Standard construction guidance  
Online color analysis  
How to use the OURSTUCCO APP  
Specialty color design



This effect can be achieved by using ourstucco products & all kinds of color toned by dispenser




# Stairway refresh 6

PART2 Site Refresh

OURSTUCCO Co. Ltd

Regional site Color Refresh

OURSTUCCO APP SYSTEM  
 Download by Android or apple App store  
 Ourstucco Distinguish color system  
 RGB and CMYK conversion dictionary  
 Millions of CMYK true color coatings  
 Color matching application guidance  
 Architectural color space matching



The transparency of the stairs: By choosing a transparent or translucent staircase design, it can break the limitation of the space and make the entire room more transparent and open. Use of natural light: In the design of staircase design, consider how to use natural light to the greatest extent to make the stairs area brighter and improve the comfort of space. Color streaming sense: Through the color matching of the stairs, it creates a sense of streaming, so that people feel a natural guidance and comfort in the process of going up and down. The line design of the staircase: The design of the line is very important for the stairs. You can choose a smooth curve or a simple straight line to achieve the perfect expression of space aesthetics. Utilization below the stairs: Considering the reasonable use of space below the stairs,

you can design lockers or bookshelves to make the entire stairs space more practical and multifunctional. Comparison of color: Moderate color contrast can highlight the shape of the stairs, enhance the sense of layering of the space, and make the overall design richer and interesting. The dynamic design of the stairs: Through the curve or slope design of the stairs, a dynamic and liquidity is created to make the entire space more vivid and vibrant. f the stairs: The clever lighting design can add color to the stairs area at night, creating a romantic and warm atmosphere. The historical and cultural meaning of color: Understand the meaning in historical culture, and choose the color of the stairs that can reflect the personality or cultural heritage of the owner of the room. Spirit separation of stairs: Using the shape and color of the stairs,

the clever separation of the space can be achieved, creating a private staircase area, making the living room more layered and functional. The sound design of the staircase: Consider adding sound effects elements in the stairs design, such as sound or music devices emitted during steps to create a richer space experience. Seasonal sense of the stairs: By selecting the color and shape that is consistent with the season, the stairs become the seasonal focus in the space and bring a variety of atmosphere to the room. Natural elements of stairs: Introduce natural elements such as plants or water scenery around the stairs, making the stairs a transition area connecting nature and indoor space, and enhance the overall living environment. Cultural symbols of stairs: Considering the symbols or patterns of specific culture to show

the master's cultural taste and identity, and at the same time add color to the space. Furniture of the stairs: Considering the furniture around the stairs, choose the furniture style and color coordinated with the stairs, so that the entire space shows a unified and harmonious atmosphere. ourstucco expert on line ,it can be suggested by Art decoration of the stairs: Add art decoration on the wall or armrests of the stairs, such as decorative painting or sculpture, adding a unique artistic atmosphere to the stairs area. The story of the staircase: When designing the stairs, you can integrate a story element, such as displaying a part of the storyline on each step along the stairs, making the entire stairs area more interesting. Sustainable consideration of stairs: Consider sustainability in the design of the stairs, and choose materials.



## Stairway refresh<sup>6</sup>

PART2 Site Refresh

OURSTUCCO Co. Ltd

Regional site Color Refresh

**OURSTUCCO SUPPORT :**  
 Product series introduction  
 Distributing area protection  
 Ourstucco dispenser color system  
 Ourstucco APP color system  
 Expert contact on line  
 Color supported by Full gam




to reflect the attention and responsibility of the environment. These angles cover many aspects of stairs, color matching, and the entire room space, and hope to provide more inspiration for your design. If you have other needs, please tell me at any time. Interactive design of the stairs: Considering adding interactive elements in the design of the stairs, such as changing the color or sound effects of the stairs by touching the sensor, increasing the interaction between the occupants and the space. The combination of the stairs: Through the clever design, the staircase has both an illusion in form, but also the actual weight of the manned, creating a surreal space experience. The historical retro style of the stairs: Choose a retro-style staircase design. It can inject nostalgic and elegant atmosphere into the entire room through ancient shapes and colors. The outdoor sense of the stairs: Introduce outdoor elements in the design of the stairs, such as imitation stone or wooden steps, making the stairs area as if connected to the natural environment of indoor and outdoor. Religious and cultural elements of stairs: Considering adding religious and cultural elements in the design of stairs, such as symbols or patterns to show the owner's belief and cultural background. The change of the stairs: Add a deformable element in the design of the stairs, so that the stairs can change the shape as needed and increase the flexibility of the space.

The sense of technology of the stairs: uses modern technology, such as LED light belt or intelligent control system, increases the sense of technology to the stairs and improves the intelligent level of the entire room. The ingenuity details of the stairs: Pay attention to details in the design of the stairs, such as the carvings of the handrail or the texture of each step, show the spirit of the craftsman and make the stairs a artwork of space. Social space of the stairs: Design the stairs into a social space, such as designing a small rest area or study at the bottom of the stairs to increase the social activity space of the occupants. The formalism of the stairs: The staircase is designed through abstract forms and geometric graphics to pursue minimalism and formalism, bringing modernity and uniqueness to the entire living room. Music elements of the stairs: Add music elements in the design of the stairs, such as installing audio above the stairs, making the stairs a performance stage of music and injecting the music atmosphere into the room. Future design of the stairs: The design of the shape of the future and the design of the scientific and technological elements is used to reflect the imagination of future life and inject the atmosphere of avant-garde in the room. Dynamic device of the stairs: Add dynamic devices in the design of the stairs, such as the mobile handrail or the color-changing stairs steps, bring dynamic and interesting to the space.



Mr& Ms Designer  
Achieve creativity



## PART3: Scene Case Architecture Scenes case

OURSTUCCO's water-based professional color change paint can be applied to the surface of most building materials with its excellent performance, including ceramics, metals, wood, glass, polymer JRC resin, stone, aluminum products, epoxy resin and epoxy resin and epoxy. Materials such as cement, quickly change the color of the original building scene, make the color of the entire decorative environment more coordinated, and at the same time professional change paint: super strong, high adhesion, scratched scratch, super waterproof, good weather, high temperature water boiled, etc. At the same time In water-based coatings, it has excellent mildew and moisture and anti-ultraviolet rays. When it is applied to the exterior wall, it can maintain bright colors and more lasting.

The successful projects of water-based coloring paint are very wide, including: hospitals, parking lots, kindergartens, schools, various office spaces, public spaces, brand stores, specialty stores, large shopping mall supermarkets, various restaurants, restaurants, cafes, bars, bars, Cinema, experience halls, various art venues, museums, memorials, theaters, Internet celebrity concepts, outer walls of buildings of various materials, etc. Including some special scenarios, such as: hospital and school's ground glue modification and ground color guide system; color partition and driving guidance system of parking lots; creation of artistic and personalized companies; iconic color creation of characteristic museums; topics The color of hotels, restaurants, bars, cafes; the uniform color of many elements of the museum; integrated color of the wall and floor of the net red punch; color matching of landmark exterior wall buildings.

OURSTUCCO's promotion of special hydraulic paint paint is not only a product innovation, but also the active promotion of the entire coating industry, which has contributed an important element to the prosperity and extension of the industry. Its technological revolution not only changed the application of traditional coatings, but also provided designers with extensive color choice and creative space, which stimulated the infinite possibilities of design. It not only injects new vitality into indoor and outdoor decorations, but also improves the efficiency of construction and maintenance. The successful application of this innovative product in the decoration industry also injects the vitality of innovation into the entire decoration industry.

### 应用场景案例：

美国OURSTUCCO公司的水性专业改色漆·凭借其卓越的性能·可应用于绝大部分建筑材料的表面·包括陶瓷·金属·木材·玻璃·高分子树脂·塑胶·石材·铝制品·环氧树脂和水泥等材质·快速改变原建筑场景色彩·让整个装饰环境的色彩更协调·同时专业改色漆·超级坚固·附着力高·耐划伤·超级防水·耐候性好·耐高温水煮等·同时在水性涂料里·具有绝佳的防霉防潮·防紫外线·让其在外墙应用时·可以保持色彩鲜艳更加持久。

水性改色漆的成功工程案例非常广泛·包括：医院·停车场·幼儿园·学校·各类办公空间·公共空间·品牌店·专卖店·大型商场超市·各类餐饮场所·饭店·咖啡厅·酒吧·电影院·体验馆·各类艺术场所·博物馆·纪念馆·剧院·网红概念打造·各类材质的建筑物外墙等·包括一些特殊场景应用·例如：医院和学校的地胶改色和地面色彩导视系统；停车场的色彩分区和行车导视系统；艺术化个性化公司的营造；特色博物馆的标志性色彩营造；主题酒店·饭店·酒吧·咖啡厅的色彩延展；博物馆众多元素的色彩统一；网红打卡的墙地一体化色彩；地标性外墙建筑物的色彩搭配等。

OURSTUCCO特种水性改色漆的推广·不仅仅是一次产品创新·更是对整个涂料行业的积极推动·为行业的繁荣与延伸·贡献了重要元素·其技术革命不仅改变了传统涂料的应用方式·更为设计师提供了广泛的色彩选择和创作空间·激发了设计的无限可能·它不仅在美学上为室内外装饰注入新的活力·同时提升了施工和维护的效率·这一创新产品在装饰行业的成功应用·同时也为整个装饰行业注入了创新的活力。

## SCENE CASE



# Hospital case 1.

PART3 Scene Case  
OURSTUCCO reference case



# Hospital case 1.

PART3 Scene Case  
OURSTUCCO reference case

The United States OURSTUCCO provides a series of special water mill stones and resin gelatin -changing paint for hospital sanitation places to meet the unique needs of these special environments. The renovation requirements of the hospital not only include simple and bright colors, but also require waterproof, dirty, acidic and alkali, easy to disinfect and clean. In this context, the ground is generally decorated with water mills and resin ground glue, and the wall surface is decorated or high -dirt -resistant coating.

It is difficult to renovate after the traditional water milling stone is decorated, and the ground glue needs to be cut into blocks when the color partition is made, and it is not strong enough after the paste. In addition, the color of the ground glue is too single, which is difficult to meet the new requirements of modern designers on the hospital' s ground guide system and the color partition of the ward. OURSTUCCO' s special water millstream and resin ground gel color paint provides ideal solutions for the special circumstances of the hospital. Through simple paint, the hospital can easily change the single effect of the original decoration, make the overall feeling refreshed, and create a relaxed atmosphere for patients who are clinically.

In the concept of modern design, the color partition of the hospital' s increase in guide systems and the ward area has become a trend. Traditional materials are difficult to achieve ground guidance simply, while OURSTUCCO' s special color changes can not only change the colors of the ground and walls, but also have basic functions such as high hardness, abrasion resistance, waterproof, mold -proof and anti -bacterial. This provides a more advanced and convenient decoration plan for the hospital, while ensuring that the ground and walls are easy to clean and disinfected. The application of special coloring paint also makes the ground have better anti -slip function. Rich water -based colors can not only divide various functional areas of the hospital, such as bar tables, nurse stations, inspection areas, treatment areas, and wards, etc., but also add color navigation bars to the ground to make the positions of each functional area clear at a glance. Patients and family members can easily reach the destination according to the ground.

OURSTUCCO' s special water millstream and resin ground gel color paint provides a hospital with an innovative and comprehensive decoration solution. It not only meets the traditional requirements, but also meets the trend of modern design, creates a pleasant environment for the hospital, enhances the overall experience, and brings a more comfortable and convenient medical environment to patients and family members.

## 1. 医院改色系统

美国OURSTUCCO公司为医院卫生场所提供了一系列特种水磨石改色和塑胶改色漆，以满足这些特殊环境的独特需求。医院的装修要求不仅包括色彩的简单和明快，还需要防水、耐污、耐酸碱、易于消毒和清洗。在这一背景下，地面普遍采用水磨石和塑胶装修，墙面则采用墙饰板或高耐污涂料。

传统的水磨石装修后难以再做翻新，而地胶在色彩分区时需要按颜色切割分块，黏贴后也不够结实。此外，地胶的色彩过于单一，难以满足现代设计师对医院地面导视系统和病区色彩分区的新要求。OURSTUCCO公司的特种水磨石改色和塑胶改色漆为医院的特殊情况提供了理想的解决方案。通过简单的涂刷，医院可以轻松改变原先装饰的单一效果，使整体感觉焕然一新，为就诊的病人营造轻松的氛围。

在现代设计理念中，医院地面增加导视系统和病区的色彩分区已成为一种趋势。传统材料难以简单实现地面导视，而OURSTUCCO公司的特种改色漆不仅能够改变地面和墙面的色彩，还具备硬度高、耐磨度好、防水、防霉和防菌等基础功能。这为医院提供了更加先进、便捷的装修方案，同时确保地面和墙面易于清洗和消毒。特种改色漆的应用还使地面具备更好的防滑功能。丰富的水性色彩不仅可以为医院地面划分出各类功能区，如吧台、护士站、检查区、治疗区和病房等，还可以在地面增加色彩导航条，使各功能区域的位置一目了然。病患和家属可以轻松按照地面导航，迅速到达目的地。

OURSTUCCO公司的特种水磨石改色和塑胶改色漆为医院提供了一种创新的、全面的装修解决方案。不仅满足了传统要求，更迎合了现代设计趋势，为医院创造了宜人的环境，提升了整体体验，为病患和家属带来更舒适、便捷的就医环境。





# Hospital case 1.

PART3 Scene Case  
OURSTUCCO reference case

**OURSTUCCO APP SYSTEM**  
Download by Android or apple App store  
Ourstucco Distinguish color system  
RGB and CMYK conversion dictionary  
Millions of CMYK true color coatings  
Color matching application guidance  
Architectural color space matching



## RECEPTION AREA REFRESH

**COLOR EXPERT:**  
Psychological health perspective: Blue and green are considered to help reduce the level of anxiety and provide patients with a quiet treatment environment to promote mental health. Social interaction perspective: The use of orange and yellow in social areas, these warm tones help to increase communication and interaction between patients and family members, and enhance family support. A comfort angle: Choose soft hue, such as rice white or pale gray, can create a comfortable waiting area, making family members feel more at ease at the moment of anxiety. Attention Disclosure: Using dark tones, such as dark blue or dark green, OURSTUCCO expert on line you can consult him anything your attention will be concentrated in the treatment area to help patients focus on the recovery process and reduce external interference. The angle of light and lightness: Choosing a bright and mild tone can help enhance the brightness of the overall environment, note the reflection of natural light, have a positive impact on the patient's biological clock.



# Hospital case 1.

PART3 Scene Case  
OURSTUCCO reference case

DESIGNER ASSISTANCE  
Color for Designer creativity  
Color principle application  
Exterior design scheme  
Classic design case  
Interior Decoration  
Exterior design scheme expression



This effect can be achieved by using ourstucco products & all kinds of color toned by dispenser



# Hospital case 1.

PART3 Scene Case

OURSTUCCO reference case

**OURSTUCCO SUPPORT :**  
 Product series introduction  
 Distributing area protection  
 Ourstucco dispenser color system  
 Ourstucco APP color system  
 Expert contact on line  
 Color supported by Full gamut system



**Emotional regulation angle:** Introducing warm colors, such as red or pink, will help enhance the warmth of the treatment area, prompt patients to maintain positive emotions, and have a positive impact on the treatment effect. **Cultural respect:** Considering the cultural background of the patient, choose the color related to its culture to enhance the patient's sense of acceptance of the medical environment. **Pain relieving angle:** The use of soft green can create a sense of comfort in the treatment area, which has a certain auxiliary effect on relieving the patient's pain and discomfort. **Nursing effect angle:** Moderate purple in the nursing area helps improve the sense of professionalism, enable patients to trust the medical team more, and

enhance the treatment effect. **Natural element angle:** Introduce natural colors, such as brown and earthy, can simulate the elements of nature, provide a comfortable feeling, and have a positive impact on the patient's psychological rehabilitation. **The perspective of biological psychology:** color affects the biological psychology of people, orange and yellow can help stimulate a sense of pleasure and improve the overall happiness of patients. **Heart rate and breathing angle:** Soft blue helps reduce heart rate and breathing frequency, and has a positive effect on the physiological conditions of patients. **A sense of security:** Using dark tones, such as dark gray or brown, it can provide patients with a sense of security, especially during surgery or treatment.

**The angle of physical and mental balance:** blue and green help to balance the body and mind, which has a positive effect on the overall rehabilitation of patients. **Appearance angle:** Avoid the use of colors that cause the disease, such as gray or black to prevent the anxiety and concerns of patients. **Family support perspective:** Use soft hue to create a comfortable family rest area, which helps family members to better support patients and provide emotional support. **Postoperative rehabilitation angle:** The use of mild green in the postoperative rehabilitation area will help accelerate the recovery process of patients and improve the quality of life. **Seasonal changes:** Adjust the color according to seasonal changes, such as warm orange

and red suitable for winter, and fresh blue and green are suitable for summer to add vitality. **Comparison angle of medical equipment:** Avoid using too dazzling colors, helping to reduce patients' anxiety about medical equipment. **OURSTUCCO color system on line.** **Self-control perspective:** Provide patients and family members of lighting and color decoration that can adjust themselves to increase the sense of self-control of the environment and help improve overall satisfaction. **Cognitive stimulus angle:** Using bright colors and contrast, it helps to provide more cognitive stimuli, promote the patient's brain activity, and has a positive impact on the rehabilitation process. **Family members' communication angle:** The introduction of soft green in the rest area,



# Hospital case 1.

PART3 Scene Case

OURSTUCCO reference case

**EXPERT CONTACT:**  
Standard construction guidance  
Online color analysis  
How to use the OURSTUCCO APP  
Specialty color design



Cognitive stimulus angle: Using bright colors and contrast, it helps to provide more cognitive stimuli, promote the patient's brain activity, and has a positive impact on the rehabilitation process. Family members' communication angle: The introduction of soft green in the rest area of the family members helps improve the communication effect between the family members and create a warmer atmosphere. The perspective of quality of life: The use of elegant purple can improve patients' perception of quality of life and stimulate a positive attitude towards rehabilitation. Intelligent technology integration angle: Combined with intelligent technology, adjust light and color to adapt to different treatment stages, and improve the intelligent level of the medical environment. An immersion therapy angle: Use dark blue and marine green to create immersive therapy space to help patients relax and promote self-healing. Adaptive angle of elderly patients: Considering the visual needs of elderly patients, choosing bright but not dazzling colors can help improve their adaptability in the medical environment. The angle of healing garden: incorporate the natural color of the garden into the design of the hospital, create a healing garden, and provide a pleasant rest place for patients and family members. Prevention of infection: Choose easy to clean colors and materials,

helping the hospital to maintain cleanliness and reduce the risk of infection. Cultural guidance perspective: Set up a cultural guidance area in the hospital, and use the color and decoration related to the patient's culture to help patients better adapt to the medical environment. Announcement of art therapy: Introduce artistic elements, such as murals or artworks, to enrich the color of hospitals, provide patients with the benefits of art therapy, and promote spiritual healing. Voice and color coordination angle: Consider the coordination of color and environmental music to create a harmonious sensory experience, which helps patients to relax and improve the treatment effect. Personalized angle of special ward: allow personalized color choices in special ward to help patients find a unique and intimate feeling in the medical environment. Psychological reconstruction angle after disaster: The use of warm tones, such as yellow and orange, provides soothing patients in natural disasters or emergency situations to promote psychological reconstruction. Sustainable medical perspective: Choose environmentally friendly colors that comply with sustainable development standards, advocate the design of green hospitals



## Parking lot case 2.

PART3 Scene Case  
OURSTUCCO reference case

OURSTUCCO SUPPORT :  
Product series introduction  
Distributing area protection  
Ourstucco dispenser color system  
Ourstucco APP color system  
Expert contact on line  
Color supported by Full gamut system

## Parking lot case 2.

PART3 Scene Case  
OURSTUCCO reference case

Traditional underground parking lots generally use epoxy or cement floors, with oily porcelain paint lines to build, with a single overall color and rigid effect. Occasionally, through the color of the wall of the underground parking lot, it is a case that makes the overall color adjustment. However, it is difficult to have a pleasing effect because it cannot be accurately matched with the color of the ground. At the same time, the standardized lighting requirements of the underground parking lot also restrict their further personalized design and decoration. Therefore, no matter any buildings, as long as you walk into the underground parking lot, it is almost the same.

OURSTUCCO Company has launched a targeted difficulty of changing the color changes in the parking field, and launched the epoxy floor and cement flooring color coating, rich water-based color choice, high adhesion and abrasion resistance, solid and scratch resistance, so that the underground is underground. The color transformation of the parking lot has become a reality. By changing the colors of different parking areas, you can simply realize ABCDE ... color partitions, etc., making parking in different areas is extremely simple. By adding different colors of navigation strips in the driving channel, the driver can distinguish the floors and find parking spaces according to the color. Increase the combination of walls and ground colors to make the entire underground parking lot more artistic.

When the designer uses these epoxy floor and cement floor to change color coatings, he can fully release his creativity. The underground parking lot is no longer just a functional space, but a focus position that can be regarded as artistic creation. By using design principles, such as contrasting color, transition color, same color color matching, designers can break the traditional monotonous sense and make the underground parking lot of each building present a ever-changing artistic effect.

This design concept not only makes the underground parking lot more artistic atmosphere, but also gives a unique experience for each parking in the parking lot. Each parking lot becomes a unique artistic place. While parking, customers can also experience the sense of pleasure brought by color and art. The launch of OURSTUCCO' s epoxy floor and cement floor-to-color coating brings a revolution to the design of the underground parking lot, making it no longer a monotonous transition space, but a place full of creative and artistic expression.

### 2.停车场改色系统

传统地下停车场一般采用环氧地坪或水泥地坪，搭配油性瓷漆划线来施工，整体颜色单一，效果呆板。偶尔有通过改变地下停车场墙面的色彩，来做整体色彩调整的案例，但因和地面色彩无法精准搭配，也很难有赏心悦目的效果。同时地下停车场的规范照明要求，也束缚了其进一步个性化的设计和装饰。所以无论任何建筑物，只要走进地下停车场，几乎是千篇一律的感觉。

OURSTUCCO公司针对停车场地面改色的难点，针对性的推出了环氧地坪和水泥地坪改色涂料，丰富的水性色彩选择，高附着力和耐磨，坚固和耐划伤的等性能，让地下停车场的色彩改造，成为了现实。通过改变不同停车区的色彩，可以简单实现ABCDE.....色彩分区等，让不同区域的停车变的极其简单。通过在行车道增加不同色彩的导航条，可以让驾驶者按颜色区分楼层和寻找停车位。增加墙面和地面色彩的搭配，让整个地下停车场变得更有艺术氛围。

设计师在使用这些环氧地坪和水泥地坪改色涂料时，得以完全释放自己的创意。地下停车场不再仅仅是功能性的空间，而是一个可以被视为艺术创作的焦点位置。通过运用设计原理，如对比色、过渡色、同色配色等，设计师可以打破传统的单调感，使每一栋建筑的地下停车场呈现千变万化的艺术效果。

这样的设计理念不仅令地下停车场更具艺术氛围，也为停车场的每一次停车都赋予了一份独特的体验。每个停车场成为一个独特的艺术场所，客户在停车的同时，也能够体验到色彩和艺术带来的愉悦感。OURSTUCCO公司的环氧地坪和水泥地坪改色涂料的推出，为地下停车场的设计带来了一场革命，使其不再是单调的过渡空间，而是一个充满创意和艺术表达的场所。



# Parking lot case 2.

PART3 Scene Case

OURSTUCCO reference case

## ART PARKING LOT



The importance of color partitions: Clear color partitions make the parking lot space more orderly, providing drivers with intuitive positioning guidelines, reducing chaos, improving parking efficiency, and optimizing vehicle management. The importance of the guide system: The good color guide system helps the driver quickly find the appropriate parking space through the bright logo and clear navigation instructions, reduce the time of hovering, increase the user experience, and reduce the risk of parking lots. Space optimization: Through the synergy of color partitions and guide systems, the space inside the parking lot can be used more effectively to maximize the use of parking space to ensure that the parking lot can accommodate more vehicles. User convenience: Good color partitions and guidance systems provide the driver with a convenient parking experience, which reduces the difficulty of finding a car, improves customer satisfaction, and at the same time promotes the brand image and reputation of the parking lot. Overall color: The parking lot uses comfortable overall hue, such as light blue and gray to create a spacious sense and make the driver feel relaxed. Regional differences: In different areas, clever colors are adopted, such as the integration of the green area and the natural environment, adding vitality. Bright contrast: The bright sign is bright color, which is in sharp contrast to the surrounding environment, which improves visibility. Night lighting: Color matching considers the effect of night lighting,

and uses warm lighting colors to ensure safety at the same time to create comfort. Readability: The guide identification uses high contrast colors to ensure that the information is clear and readable, and improve the driver's navigation experience. Brand color: Combined with the brand color of the parking lot, strengthen the brand image, making the entire parking lot more recognizable. Environmental elements: The environmental protection color such as green and brown emphasizes the sustainability of the parking lot and highlights the sense of social responsibility. Seasonal changes: adjust color in different seasons, such as orange and golden tones in autumn, echoing the season atmosphere. Building fusion: The parking lot building is coordinated with the surrounding environment, and the color transitions naturally, making the overall landscape harmonious and unified. Visual guidance: Use bright colors as a visual guidance point to guide the driver to drive in a specific direction to improve traffic fluency. Soothing color: Some areas use soothing blue or green to create a pleasant atmosphere and reduce parking anxiety. Reflective design: Use the color of reflective material to increase the visibility at night and improve the safety of the night parking. Cross-mouth logo: The eye-catching yellow or red is used at the intersection, emphasizing the cross point and reducing the risk of cross-port accidents. Forbidden parking area: Red label for the prohibited area, clearly stipulates the prohibition of parking areas, and improve the order of parking lot.




# Parking lot case 2

PART3 Scene Case

OURSTUCCO reference case

**DESIGNER ASSISTANCE**  
 Color for Designer creativity  
 Color principle application  
 Exterior design scheme  
 Classic design case  
 Interior Decoration  
 Exterior design scheme expression



Special service area: special service areas adopt gold or silver to highlight special treatment and provide a unique experience for VIP parkers. The main road signs: The trunk road uses bright colors to improve the visibility of the main channel and reduce the risk of congestion. Cultural elements: Combined with local cultural elements and local characteristics, the parking lot is integrated into the local cultural atmosphere. Transparent material: Part of the logo uses transparent materials, and provides a unique sensory experience for the driver with light and shadow effect. Light color scheme: The road surface marking is paired with bright colors to improve the visibility of night driving and reduce the risk of traffic accidents. Social area: The social area uses warm orange and yellow, encouraging people to communicate here to enhance the social nature of the parking lot. Color matching suggestions Fresh and natural: use fresh green and light blue tones, integrate with the surrounding natural environment, inject a natural tranquil atmosphere into the parking lot to reduce the pressure of the city. Future Technology: Use silver gray, blue and green to create a sense of futurization, emphasize the modern technology atmosphere of the parking lot, so that the driver can feel the high-tech parking experience. Classic black and white: Simple black and white matching, highlighting the classic style of the parking lot, at the same time improve the definition of the logo, adding elegance to the overall design. Warm tone of autumn: orange-brown, dark red, simulated the warm color of autumn, create a warm and pleasant atmosphere for the parking lot, and increase the driver's comfort.

Vitality orange yellow: mixed orange and yellow, injecting vitality and enthusiasm for the parking lot, attracting the attention of the driver, while increasing the activity of the environment. Cold iron gray: use iron gray and cold tones to highlight the coldness of the parking lot, in sharp contrast to urban buildings, and create a unique urban style. Calm -stable dark blue: The use of dark blue tones is used to give the parking lot a sense of calmness, form a harmonious unity with the surrounding buildings and the sky, and improve the quality of the overall space. Pink romance: With pink and light purple, adding a romantic atmosphere to the parking lot, attracting female drivers, and breaking the serious image of traditional parking lots. Sunshine Dusk: Use warm orange-yellow match to simulate the light and shadow effect of dusk, creating a warm and quiet atmosphere for the parking lot. Art Watercolor: Create watercolor-like color matching.

**OURSTUCCO APP SYSTEM**  
 Download by Android or apple App store  
 Ourstucco Distinguish color system  
 RGB and CMYK conversion dictionary  
 Millions of CMYK true color coatings  
 Color matching application guidance  
 Architectural color space matching





# Parking lot case 2

PART3 Scene Case

OURSTUCCO reference case

**OURSTUCCO SUPPORT :**  
 Product series introduction  
 Color supported by Full gamut system  
 Distributing area protection  
 Ourstucco dispenser color system  
 Ourstucco APP color system  
 Expert contact on line



## COLOR EXPERT

### Color matching recommendation scheme:

Fantasy purple blue: fusion purple and blue, creating dreamy colors, bringing mystery to the parking lot, attracting drivers' curiosity, and providing a unique parking experience. Freedom mix and match: Use colorful mix and match to create a free and vibrant atmosphere, making the parking lot a multicultural exchange space and showing an open city spirit. Sunshine orange green: With bright orange and fresh green, create a sunny atmosphere, improve the driver's sense of joy, and increase the affinity of the parking lot. Traditional mahogany: Using reddish-brown tones to create a classic noble spirit of traditional mahogany, the parking lot is integrated into the traditional urban culture, and it provides drivers with a unique parking lot experience. Ice and snow blue and white: Use ice blue and pure white to simulate the coldness of the ice and snow world, creating a fresh and cold atmosphere for the parking lot in the cold season. Tropical rainforest: Tropical plant green and blue color and other colors are used to create a bright and bright atmosphere like tropical rain forest, bringing tropical style to the city. Retro gray gold: Use gray and gold to create a sense of retro aristocracy, so that the parking lot to present the perfect combination of retro and fashion in modern cities. Neon luminous light: The main neon tone is the main, so that the parking lot shows a five-color luminous effect at night, increasing the visual impact of the night. Colorful crystal: With gem blue and crystal white, it creates a crystal clear feeling, making the parking lot as if it is a bright urban gem. Primitive soil red: Using earth red with the original color to create a natural simplicity, adding elements of natural and primitive culture to the parking lot. Coffee leisure: Use coffee colors to create a comfortable and quiet leisure atmosphere, and provide a pleasant relaxation space for the parking lot. Modern gray black: uses dark gray and black to create a modern modern sense, so that the parking lot shows a capable and neat urban atmosphere. Rural orange green: Use orange-green tone to create a relaxed atmosphere like a rural areas, bringing a warm rural scenery to the city. Twilight purple red: mainly at dusk of purple and red, creating a romantic and charming night feeling, making the parking lot more charming at dusk.



## Education Space case 3.

PART3 Scene Case

OURSTUCCO reference case

OURSTUCCO SUPPORT :  
Product series Introduction  
Distributing area protection  
Ourstucco dispenser color system  
Ourstucco APP color system  
Expert contact on line  
Color supported by Full gamut system

## Education Space case 3.

PART3 Scene Case

OURSTUCCO refer to project

The decoration of kindergartens and schools such as education places must be based on a safe and comfortable environment, while paying attention to color matching and spatial layout to promote the learning and growth of children and students. From the perspective of color, the ground and wall of the kindergarten are the most important elements, which directly affects the overall atmosphere and visual effects. Traditional kindergartens and school grounds generally use ground glue and cement floors. The color of itself is too single. It is not considered to find manufacturers to customize. It does not consider price and environmental factors. The construction is too complicated, and it is difficult to achieve real artistic effects.

In the United States OURSTUCCO, in view of the changes in the educational venue, the resin ground gel color and floor color change coatings launched can easily allocate any water-oriented saturation color to make the ground change color change. The wall color and ground color matching forms the artistic decoration of heaven and earth. OURSTUCCO's color-changing paint has super strong adhesion, hardness, scratch resistance, color saturation, moisture-proof and mildew and anti-bacteria, high environmental protection, etc., fully adapt to educational sensitive places such as kindergartens, schools.

From the perspective of the designer, any change of color can be unlimited, and it is no longer limited by materials and color. When choosing the ground color, you can pay more attention to the bright and gentle tone. At the same time, you can also consider the design of the ground pattern into some educational elements, such as numbers, letters, or animal patterns to stimulate children's learning interest. It can also take care of the walls. The soft color can create a warm and comfortable feeling, and the rich patterns and decorations can stimulate the imagination of children. During the overall color matching, the designer can choose the theme color and cleverly matches the ground, walls, furniture and other aspects to form a unified and harmonious overall sense.

In short, OURSTUCCO's professional color modification products have allowed kindergarten schools and other educational places to perform artistic, color transformation and renovation, becoming a popular trend, a perfect design plan for designers, and creating real value.

### 3. 幼儿园改色系统

幼儿园和学校等教育场所的装修，必须建立在安全与舒适环境的基础上，同时注重色彩搭配和空间布局，以促进儿童和学生的学习与成长。从色彩的角度来看，幼儿园的地面和墙面是至关重要的元素，直接影响整体氛围和视觉效果。传统的幼儿园和学校地面一般采用地胶和水泥地坪，其本身的颜色过于单一，找生产厂家定制，不考虑价格和环保的因素，施工也过于复杂，很难实现真正的艺术化效果。

美国OURSTUCCO公司，针对教育场所的改色，推出的塑胶改色和地坪改色涂料，可以轻松调配任意水性饱和度和色彩，让地面改色变的简单和容易操作，同时也可以用于墙面，让墙面色彩和地面色彩搭配，形成天地一体化的艺术装饰。OURSTUCCO的改色漆，拥有超强的附着力、硬度、耐划伤性、色彩饱和度、防潮防霉防菌、高环保性等，完全适应幼儿园、学校等教育敏感场所。

从设计师角度，任意改色可以无限发开想象力，不再受材料和色彩限制。在选择地面色彩时，可以更多关注明亮而温和的色调，同时可以把地面图案的设计也可以考虑融入一些寓教于乐的元素，如数字、字母或动物图案，以激发幼儿的学习兴趣。同样可以也照顾到墙面，柔和的色彩能够营造温馨舒适的感觉，而丰富的图案和装饰可以激发幼儿的想象力。整体色彩搭配时，设计师可以选择主题色，并在地面、墙面、家具等方面进行巧妙的搭配，形成统一而和谐的整体感。

总之，美国OURSTUCCO公司的专业改色产品，让幼儿园学校等教育场所，进行艺术化、色彩化改造和重新装修，成为一种流行趋势，为设计师的完美设计方案，创造真正的价值。



## Education Space case 3.

PART3 Scene Case

OURSTUCCO reference case



Warm atmosphere: Warm tone such as orange and pink can create a warm atmosphere, make children feel comfortable and secure, and help build a positive learning environment. Creativeness Inspiration: Using colorful colors can stimulate children's creativity and imagination, helping them to better express their ideas and emotions. Improvement of concentration: Cold tones such as light blue and green can help improve their attention and concentrate, creating a favorable environment for learning and playing. Social skills training: Adopting complementary colors, such as blue and orange, can promote cooperation and interaction between children, and cultivate good social skills. Reinforcement of self-confidence: Using bright colors, such as yellow, can stimulate children's vitality and self-confidence, and make them more active participation in various activities. Emotional management: Blue is usually considered to have a calm effect, helping to help children manage emotions and reduce anxiety. Improving the sense of space: By clever use of light tones, the space can appear more spacious and help children's movement and free movement. Cognitive development: The introduction of contrasting color is black and white, which helps improve the level of visual cognition of children and promote the development of the brain. Safety improvement: Using soft colors, such as pale pink or light green, can provide children with a sense of security and reduce the feeling of being too dazzling. Ecological consciousness cultivation: Introducing natural colors such as green and brown can help cultivate children's consciousness of natural interest and protecting the environment. Dynamic and static balance: In space design, through the use of different shades,

## 3. Education Space case

ART3 Scene Case

OURSTUCCO reference case

### COLOR EXPERT:

the dynamic balance is achieved, which is conducive to the children's body and psychological balance. Attention Guidance: Using bright color blocks can guide children's attention and help them better focus on teaching activities. Aesthetic literacy training: Provide a variety of environment, helps to cultivate children's aesthetic literacy and cultivate sensitivity to beauty. Emotional expression: Different colors have a unique expression of emotions. Through the choice of color, it can help children to better express their emotions. Space partition: Use color differences for space partitions to help children better understand and use space. Coordination training: Guide children to learn with color matching with color matching, toys, etc. to cultivate coordination. Life skills learning: Use color teaching, such as identifying daily necessities with color, help children learn life skills. Tenthism development: By combining with soft colors, it helps to develop the tactile development of children and improve the ability to coordinate hands and eyes. Time concept cultivation: Use different colors to represent different time periods to help children establish the concept of time. Develop good habits: Use color matching prompt rules and activities to cultivate good living habits of children. This is some of them, and I can continue to describe other benefits. Music and color association: combine music elements and color, create a pleasant experience of music and vision, and promote the comprehensive understanding of children's senses. Art Enlightenment: Create a colorful environment, stimulate children's interest in art, and cultivate their artistic appreciation and creative ability. Interdisciplinary integration: Use different colors to represent different disciplines to promote children to feel the organic connection of interdisciplinary knowledge in color. Food and color: Introduce rich colors in the diet, cultivate children's perception of balanced diet, and stimulate their attention to health. Seasonal change experience: By introducing color-related colors in the environment to help children perceive the changes in the season and cultivate their sensitivity to nature. The establishment of the number concept: Use color blocks to represent numbers, guide children to establish an intuitive cognition of numbers, and lay the foundation for subsequent mathematics learning. Social emotional education: express emotions through color selection, help children understand and express their emotions, and promote the development of social emotions. Game and color fusion: The color is cleverly used in the game, adding game fun, and promoting children to learn in entertainment. Safety warning function: Use eye-catching colors as a safety symbol to help children identify dangerous areas and enhance safety awareness. Home and School Interactive Bridge: Use colors to echo schools and families in the environment, create a common visual language, and promote the interaction and cooperation of home schools. Physical coordinated development: Through clever color matching,



This effect can be achieved by using ourstucco products & all kinds of color tonned by dispenser



## Education Space case 3.

PART3 Scene Case  
OURSTUCCO reference case

**EXPERT**  
contact



**EXPERT CONTACT**  
Standard construction guidance  
Online color analysis  
How to use the OURSTUCCO APP  
Specialty color design  
Architectural color matching  
Regional space Color expression

**SYSTEM**  
color app



**OURSTUCCO APP SYSTEM**  
Download by Android or apple App store  
Ourstucco Distinguish color system  
RGB and CMYK conversion dictionary  
Millions of CMYK true color coatings  
Color matching application guidance  
Architectural color space matching

**SUPPORT**  
Ourstucco



**OURSTUCCO SUPPORT**  
Product series introduction  
Distributing area protection  
Ourstucco dispenser color system  
Ourstucco APP color system  
Expert contact on line  
Color supported by Full gamut system

**DESIGNER**  
assistance



**DESIGNER ASSISTANCE**  
Color for Designer creativity  
Color principle application  
Exterior design scheme  
Classic design case  
Interior Decoration  
Exterior design scheme expression

## 3. Education Space case

ART3 Scene Case  
OURSTUCCO reference case



# Education Space case 3.

PART3 Scene Case

OURSTUCCO reference case

**OURSTUCCO APP SYSTEM**  
 Download by Android or apple App store  
 Ourstucco Distinguish color system  
 RGB and CMYK conversion dictionary  
 Millions of CMYK true color coatings  
 Color matching application guidance  
 Architectural color space matching



it promotes the coordinated development of children and increases the sense of joy in exercise. Multi-cultural consciousness: Introduce the colors of different cultural characteristics to cultivate children's cognition and respect for multiculturalism. Create a quiet area: Using soft cold tones to create a quiet corner, providing children's rest and meditation space. Practical life skills: combine color with daily life skills, such as color recognition and finishing toys to cultivate practical skills. Experiment and discovery: The use of different colors of substances in experimental activities has aroused children's interest in scientific experiments and promoted scientific cognition. Music rhythm: Use color and dark contrast to help children perceive the rhythm of music and cultivate music perception. Children's rhymes: Auxiliary learning children's rhymes through color assistance to stimulate the interest in rhyme and promote language development. Sustainable development education: introduce green and blue, transmit environmental protection concepts, and cultivate children's awareness of sustainable development. Emotional adjustment: Use the emotional palette of different colors to help children learn to adjust their emotions. Imagination expansion: Use fictional colors in the environment, such as purple and gold, to expand children's imagination and creativity. Visual learning: Use the combination of graphics and color to provide intuitive learning materials to help children understand the concept of abstract.

Social rules education: expressing social rules through color matching to help children understand the guidelines of social behavior. Identification: Use the color of the school logo to strengthen the identity of children's identity in schools. Space-oriented: Use different shades to create the depth of space to promote sensitivity to the direction of the space. Interpersonal relationships: Through color matching, guide children to establish a good interpersonal relationship and cultivate the spirit of cooperation. Environmental education: use natural colors, such as green and brown, cultivate love and environmental awareness of nature. Good habits: combine color with daily behavior rewards to help children develop good behavior habits. Game rules learning: Use different colors to mark the rules of the game to cultivate children's understanding and consciousness of the rules. OURSTUCCO color system supported. Psychological health: Through the use of warm colors to promote the mental health of children, reduce anxiety and tension. Multi-sensory experience: Use rich colors to stimulate children's multi-sensory experience to promote the comprehensive development of perception and cognition. Digital sorting learning: Use digital and graphics of different colors to help children learn digital sorting and basic mathematics concepts. Lawn and Sky Simulation: Add green and blue in indoor design, simulate the feeling of lawn and sky, and create a natural outdoor atmosphere.



## Education Space case 3.

PART3 Scene Case

OURSTUCCO reference case

## UNIVERSITY LIBRARY



### Library color matching benefits:

**Academic atmosphere:** The dark blue walls and bookshelves of the library create a strong academic atmosphere and stimulate students' academic interest. **Calm space:** The light gray reading area enables college students to concentrate on reading and learning in a quiet environment. **Stimulation of creativity:** bright colors, such as orange and yellow, can help stimulate students' creativity and improve their thinking activity. **Spiritual rejuvenation:** Green plants and decorations bring a natural sense, which helps improve students' mental state and reduce academic pressure. **Concentrated attention:** small red decorations and tables and chairs can help enhance students' concentration and improve academic efficiency. **Comfort:** Warm lights and beige sofas make the library a comfortable and pleasant place to learn. **Clear visual:** White bookshelves and walls make books and other information more clear and easy to read, which is convenient for students to find information. **Social space:** The fusion of color makes the library not only a place to learn, but also the ideal space for students to socialize. **Emotional soothing:** Soft blue and green help to soothe the emotions, making students calm down under pressure. The atmosphere is active: the colorful posters and decorations add a vitality to the library, making the atmosphere more active. **Anti-fatigue:** dark blue and green help to relieve eye fatigue and help students learn for a long time. **Improve self-confidence:** The embellishment of gold and orange helps to improve the self-confidence of students, and to face academic challenges. **Cultural heritage:** Brown bookshelves and furniture add a deep cultural heritage to the library. **Pay attention to details:** color matching at the details, such as bookmarks, paintings on the wall, add a lot to the entire library. **Promote communication:** colorful seats and tables,

encourage students to communicate and cooperate. **Independent learning:** Moderate lights and tranquil blue provide an ideal environment for independent learning. **Clear thinking:** The gray color makes the thinking clearer and helps students understand and digest knowledge. **Focus on depth:** dark red lighting helps to create an atmosphere of focusing on deep learning. **Mind peace:** The purple horns add a mystery and peace of mind to the library. **Emphasizing neat:** gray bookshelves and tables, emphasizing neat and orderly, helping students to organize their thinking. **Improve efficiency:** small yellow decorations, improve students' learning efficiency and work motivation. **Inhibitory noise:** dark walls and carpets help suppress noise and provide a quiet learning environment. **Pay attention to comfort:** soft blue seats and cushions to provide students.



## Office Space case 4

PART3 Scene Case

OURSTUCCO Reference Case



**OURSTUCCO SUPPORT :**  
 Product series introduction  
 Distributing area protection  
 Ourstucco dispenser color system  
 Ourstucco APP color system  
 Expert contact on line  
 Color supported by Full gamut system

## Office Space case 4.

PART3: Scene Case

OURSTUCCO refer to project

OURSTUCCO' s special color change coatings have shown huge innovative potential in office space design. This coating is not only suitable for various materials, including tiles, glass, wood, JRCresin, metal, resin floor leather), stone and water mills of rocky coating, epoxy floor and cement floor, but also completely solve the material The problem of changing coloring provides designers with greater freedom.

The coordination of the color of the furniture and the color of the office space has always been the difficulty of the entire office space decoration. Furniture of wood, PVC, JRC, decorative board, metal, glass, etc. Basically, the color was basically determined when the factory was exported, and the designer needs to coordinate the other parts of the office decoration, including walls, ground, soft furnishings and more. The material color can achieve the unity of the decorative effect. Through the special color changes of OURSTUCCO, designers can adjust the color of various materials and furniture faster to make the overall spatial color more coordinated and unified.

The ground color of the traditional office space, such as tiles, marble, wooden floors, ground gels, etc. Cement floor is also a difficult point for office space decoration. This color -changing coating provides a simple and feasible and colorful color choice for various materials on the ground, making the floor and wall design of the office space more flexible and coordinated, and the cost is easier to control.

The wall and ceiling of the office space, especially the ceiling with some special materials, including polymer resin ceiling, metal shape, glass -shaped ceiling, glass -shaped conference room and other parts. It is difficult for a teacher to change the color and texture of these parts. Through OURSTUCCO' s coatings, the designer' s materials are completely liberated, allowing designers to better unify the color of these materials and make the entire space look more harmonious.

Overall, OURSTUCCO' s special color change coatings have opened a new door for office space designers. No longer subject to material restrictions, designers can use various colors more freely to create a more colorful, coordinated and unified office environment, more artistic office space development direction, and laid a solid material foundation.

## 4办公空间改色系统

OURSTUCCO公司的特殊改色涂料在办公空间设计中展现出了巨大的创新潜力。这种涂料不仅能够适用于各种材料，包括瓷砖、玻璃、木材、树脂塑料、金属、树脂（地板革）、石材和水磨石修色涂料、环氧地坪以及水泥地坪，而且彻底解决了材质改色的难题，为设计师提供了更大的自由度。

家具色彩与办公空间色彩的协调，一直是整个办公空间装饰的难点。木材、PVC、JRC、装饰板、金属、玻璃等的家具，基本上在出厂时，就已经确定了色彩，需要设计师通过协调办公装饰的其他部分，包括墙面、地面、软装等更多材质色彩，才能达到装饰效果的统一。通过OURSTUCCO公司的特殊改色涂料，设计师可以更快地调整各种材料家具的颜色，让整体空间色彩更协调和统一。



在传统办公空间的地面色彩，如瓷砖、大理石、木地板、地胶等，水泥地坪等也是办公空间装修的难点。这种改色涂料为地面各种材质，提供了简单可行且丰富多彩的色彩选择，使得办公空间的地面和墙面设计更为灵活和协调，造价也更容易控制。

办公空间的墙面和顶棚，特别是应用了一些特殊材质的顶棚，包括高分子树脂吊顶、金属造型、玻璃造型的顶棚、玻璃造型的会议室等部位，也是传统装饰和设计的难点，通常设计师很难改变这些部位的色彩和质感。通过OURSTUCCO公司的涂料，彻底解放了设计师的材料束缚，让设计师能够更好地统一这些材料的色调，使整个空间看起来更加和谐。

总体而言，OURSTUCCO公司的特殊改色涂料，为办公空间设计师打开了全新的创意之门。不再受到材质的限制，设计师可以更自由地运用各种颜色，创造出更加丰富多彩、协调统一的办公环境，更为艺术化的办公空间发展方向，奠定了坚实的物质基础。



**DESIGNER ASSISTANCE :**  
 Color for Designer creativity  
 Color principle application  
 Exterior design scheme  
 Interior Decoration  
 Exterior design scheme expression  
 Expert contact on line  
 Optimal Design scheme display



4. Office Space



**OURSTUCCO SUPPORT :**  
 Product series introduction  
 Distributing area protection  
 Ourstucco dispenser color system  
 Ourstucco APP color system  
 Expert contact on line  
 Color supported by Full gamut system

Office Space 4.



# Office Space case 4.

PART3 Scene Case  
OURSTUCCO reference case



**OURSTUCCO APP SYSTEM**  
Download by Android or apple App store  
Ourstucco Distinguish color system  
RGB and CMYK conversion dictionary  
Millions of CMYK true color coatings  
Color matching application guidance  
Architectural color space matching

# Office Space case

PART3 Scene Case  
OURSTUCCO reference case



**OFFICE COLOR**  
Improve emotional state: Warm tone such as orange stimulates positive emotions, blue-tones and green tones bring calmness, and jointly create a comfortable and pleasant working atmosphere. Stimulating creativity: Bright colors such as red and yellow can stimulate employees' creative thoughts, provide strong support for innovation, and make the office space full of vitality. Adjusting space ratio: The warm color system will expand the sense of space, the cold color system can shrink space, and the colorless proportion of color adjustment is cleverly used in different environments of the working area. Reduce pressure: Soft colors can relieve stress, reduce the burden of work, and make employees overcome daily work challenges, improve concentration. Neutral colors: Neutral colors help to improve concentration and provide employees with a quiet and comfortable working environment.



# Office Space case 4.

## PART3 Scene Case

OURSTUCCO reference case



Highlighting brand culture: By using the company's brand color, office space can intuitively convey corporate culture and create a deep impression for employees and customers. Improve work efficiency: Reasonable color matching can help reduce fatigue, improve employee work efficiency, and create more value for enterprises. Create a professional image: Choose the appropriate business color, such as dark blue and gray, helping to create a professional and serious corporate image. Promoting physical and mental health: Natural colors are green and blue can promote physical and mental health, provide employees with a quiet working environment, and reduce work pressure. Guide sight flow: Through the clever color layout, guide employees' sight flow to create a comfortable and orderly working space. Improve employee satisfaction: Create a personalized and pleasant color environment, helping to improve the satisfaction of employees in workplace and enhance employee loyalty. Copy seasonal changes: Adjust seasonal colors, adapt to the atmosphere of different seasons, and make employees feel the right working atmosphere at different times. Reflecting regional culture: According to the color preferences of different regional culture, create office space that conforms to the local cultural characteristics, and enhance employees' sense of belonging. Enhance the sense of spatial level: By obvious color blocks or gradient tones, break monotonous, enhance the sense of space hierarchy, and make the office space more design. Emphasize individual space: allow employees to use personal preferences in personal work areas to increase personalized elements and improve work comfort. Reduce visual fatigue: reasonably use soft colors, reduce the visual burden of the eyes, and reduce the fatigue caused by long-term screen operation. Improving the integration of office furniture: Color and office furniture coordinate, make the overall space more harmonious and unified, and enhance the visual effect. Promote sustainable development: choose environmentally friendly and natural colors, advocate the concept of sustainable development, and improve employees' sense of recognition of corporate social responsibility. Reflecting the characteristics of the industry: According to the characteristics of different industries, choose the color-related color to make the office space more fit the field of the enterprise. Encourage free thinking: Create a loose and relaxed color atmosphere, encourage employees to think freely, and promote innovation. Strengthen brand logo: cleverly incorporate the color of the brand logo in the office space, enhance the brand recognition, and shape the brand image. Adapt to the lighting environment: For different lighting environments, choose suitable colors, maintain good visual effects, and improve work efficiency. Create a vitality angle: Disable some areas, use bright and lively colors to create a vibrant corner of working corner, and enhance employees' sense of vitality. Promote cross-departmental cooperation: By integrating the representative colors of different departments, it will promote cooperation and communication between cross-departmental departments. Enhance the communication atmosphere: Use bright tones to create an easy exchange atmosphere and promote effective communication among employees. Create a sense of security: warm colors, such as brown, can create a sense of security, making employees feel protected and supported in their work. Improve space transparency: Choose elegant color tones, increase space transparency, and make the entire office space brighter and spacious. Reflecting the vitality of the enterprise: The use of vitality to show the vigor of the enterprise and stimulate the enthusiasm and vitality of employees for work. Reflecting industry innovation: Adopt the color tone consistent with the industry's cutting-edge technology and innovation to highlight the leading position of enterprises in the industry. Create a comfortable and leisure area: Using soft and comfortable hue in the rest area, provide room for employees to rest and relax, and enhance the sense of work and life balance. Emphasize visual information: use color to emphasize the visual presentation of information, and improve employees' understanding and attention of data and charts.




## Office Space case 4.

PART3 Scene Case

OURSTUCCO reference case

Architecture Scenes case

## DESIGNER CREATIVITY



### Color matching scheme:

Reflecting cultural diversity: Combined with the company's culture and the use of multiculturalism, it reflects that employees come from different cultural backgrounds and promote the respect and integration of cultural diversity. Copy changes in the season: As the seasons change, the color is adjusted, such as the cold tone to meet the summer, the warm color tone welcomes the winter, and the office space is integrated with the external environment. Improve the effect of natural light: use the combination of natural light and color to optimize the lighting effect of office space, create a more pleasant working environment. Create the space for activity: use bright and lively tones in the activity area, stimulate employees to participate in the company's activities, promote the team cohesion of the team's cohesion Guide employees' behavior: Through color psychology, guide employees to show different behaviors in different regions, such as using creative colors in innovative areas, and the conference area uses a calm color. Create an open-office atmosphere: Use elegant and bright colors to create an open and loose office atmosphere and promote employee exchanges and cooperation. Improve the sense of physical activity of employees: Introduce vibrant colors in the office space, encourage employees to perform small-scale stretching and exercise, and enhance physical activity. Reflecting the dynamics of the enterprise: Choose a dynamic color, convey the vitality of the enterprise, and have a positive attitude towards the future, and stimulate the work passion of employees.

Emphasize sustainable development: By using environmental materials and natural tones, it reflects the company's commitment to sustainable development and stimulates employees' environmental awareness. Improve employees' affinity: Use warm and soft colors to increase the affinity between employees and promote the harmony of the team. Create interactive space: Use rich color elements in the space to create an interactive office space with a sense of layering and fun. Emphasize healthy life: the use of fresh tones, emphasize the company's attention to employees' healthy life, and stimulate employees' motivation to pursue health. Reflecting digital transformation: Choosing a modern digital tone, reflecting the digital transformation of enterprises.



## Office Space case 4.

PART3 Scene Case  
OURSTUCCO reference case

## ART OFFICE SPACE CASE



Stimulate employees' autonomy: Using vibrant tones to encourage employees to innovate and explore independently, and cultivate employees' entrepreneurial spirit. Highlight important areas: use bright colors to highlight important areas, such as conference rooms or innovation centers to guide employees to pay attention to the core working area. Increase the quality of office quality: Through the combination of high-level color, improve the quality of the entire office space, and show the company's pursuit of quality. Emphasize personal achievements: use conspicuous colors in the area where employees have achieved, stimulate employees' pride in individual and team achievements. Improve digital communication effect: Use color to emphasize digital information, improve the effect of digital communication, and make data easier to understand and remember. Guide employees' thinking: Use bright tones in innovative areas, guide employees to make creative thinking, and promote the emergence of new ideas. Reflecting the vitality of the enterprise: the use of vibrant colors to convey the vitality and positive image of the enterprise, and stimulate the vitality of employees. Create a private work area: Use deep color tones to create a sense of privacy, provide employees with focusing on independent working space to improve work efficiency. Choose a bright color, increase the brightness of the overall space, and create a refreshing and bright working environment for employees.

Enhance visual comfort: Combined with the visual habits of employees, choose appropriate colors to improve the visual comfort of employees in office space. Reflecting corporate culture: Using colors related to corporate culture, emphasizing the core values of the company, and conveying the connotation of corporate culture for employees. Emphasize the innovation team: use unique colors in the area where the innovation team is located, emphasize the uniqueness and innovation spirit of the team. Enhance the effect of indoor plants: combined with green plants, use the colors coordinated with the plant, enhance the beauty of indoor plants and improve air quality. Reflecting workflow: Use color to divide the workflow, so that employees can understand the order of work more clearly and improve work efficiency. Create a unique working area: Using unique hue in different working areas, give different atmosphere to various regions to enhance the overall space design. Guide employees' emotions: Use color psychology to adjust the emotional state of employees to make it easier to accept challenges and changes in work. Reflecting employees' participation: Using lively color tones, enhancing employees' participation in corporate affairs, and creating a positive corporate atmosphere. Emphasize team collaboration: use coordinated colors in the team collaboration area, emphasize the importance of team cooperation, and promote good cooperative relations.



## Commercial space case 5.

PART3 Scene Case  
OURSTUCCO reference case

OURSTUCCO SUPPORT :  
Product series introduction  
Distributing area protection  
Ourstucco dispenser color system  
Ourstucco APP color system  
Expert contact on line  
Color supported by Full gamut system

## Commercial space case 5.

PART3 Scene Case  
OURSTUCCO refer to project

OURSTUCCO' s special color change coatings have shown huge innovation in commercial space design. You can change the color of ground tiles, flooring, stone, metal, resin (floor leather), epoxy floor, and cement floor. The color of the material provides a solid material foundation for the designer' s wonderful business space display, and also makes the overall color matching of the commercial space more coordinated and more artistic creative.

From the perspective of the designer, the color change paint has injected unlimited creative possibilities into the design of the commercial space: the all-metal color change matching scheme injects a modern and technological sense into the commercial space. This innovative design concept not only meets the needs of business space for color matching, but also combines the coldness and rich colors of metal materials to break the restraint of the traditional display model. The floor color and space metal and resin matching schemes bring more agile and three-dimensional color effects to the commercial space. By combining floor colors with metal resin, the limitations of the single material and color of the ground are broken, and the entire space shows a more vivid and diverse visual experience. The color matching scheme of the ceiling color and the wall coating floor tiles considers the color unity of the entire space from the top to the end.

The overall color integration of the rack material, ground material and wall material is the latest trend. Through multi-level material combinations, a more abundant and diverse overall effect is created for business space. This comprehensive design concept not only makes the business space more colorful in color, but also inspires their passion for creativity in different materials and space elements.

In summary, Ourstucco' s color-changing paint provides rich choices and creative inspiration for the overall color matching of the commercial space from the perspective of different materials. This comprehensive design concept not only meets the needs of business space for color expression, but also explores a broader possibility for designers in the creation, and has promoted the innovative development of commercial space design.

## 5.商业空间改色系统

OURSTUCCO公司的特殊改色涂料在商业空间设计中展现出了巨大的创新力。可以任意改变地面瓷砖、地板、石材、金属、塑胶(地板革)、环氧地坪以及水泥地坪等材质的色彩,也可以改变商业场所墙面及空间的陶瓷、玻璃、木材、树脂、树脂等材质的色彩,为设计师精彩的商业空间展示,提供了坚实的物质基础,也让商业空间的整体色彩搭配更协调,更有艺术创造感。

从设计师角度,改色漆为商业空间设计注入了无限的创意可能性:全金属改色搭配方案为商业空间注入了现代感和科技感。这种创新的设计理念不仅仅满足了商业空间对于色彩搭配的需求,同时也将金属材质的冷峻与丰富的色彩相结合,打破了传统展示模式的束缚。地坪色彩和空间金属、JRC树脂搭配方案为商业空间带来了更为灵动和立体感的色彩效果。通过将地坪色彩与金属、JRC树脂相融合,打破了地面单一材质和色彩的局限,使整个空间呈现出更为生动和多样的视觉体验。吊顶色彩和墙面涂料地面瓷砖的色彩搭配方案则从顶部到底部全方位考虑了整个空间的色彩统一。

展架材质、地面材质和墙面材质的整体色彩一体化是最新趋势。通过多层次的材质组合,为商业空间创造出更为丰富和多元的整体效果。这种综合性的设计理念不仅使商业空间在色彩上更为丰富多彩,也激发了他们在不同材质和空间元素中发挥创意的激情。

综上所述,OURSTUCCO公司的改色漆通过从不同材质的角度出发,为商业空间的整体色彩搭配提供了丰富的选择和创意灵感。这种全方位的设计理念不仅满足了商业空间对于色彩表达的需求,同时也为设计师们在创作中探索更为广阔的可能性,推动了商业空间设计的创新发展。



**Commercial space case 5.**  
 PART3 Scene Case  
 OURSTUCCO reference case

**OURSTUCCO APP SYSTEM**  
 Download by Android or apple App store  
 Ourstucco Distinguish color system  
 RGB and CMYK conversion dictionary  
 Millions of CMYK true color coatings  
 Color matching application guidance  
 Architectural color space matching



RGB & CMYK



# FURNITURE COLOR REFRESH



The design of high-end women's clothing brands, color matching has become a key element to highlight the brand's unique charm. In the process, the detailed design and orange use will give the brand a deeper impression, attract customers and enhance the shopping experience. First of all, the color matching of the wall is very important. Through the depth of the orange system, the wall surface shows a gradient beauty, creating an atmosphere like art gallery. The dark walls look restrained and elegant, highlighting the brand's noble character, while light colors make the overall store more vibrant and fashionable. This color blending not only provides a good background for products, but also creates a comfortable and pleasant shopping environment for customers. Secondly, the choice and design of the ground cannot be ignored. The orange tiles of marble or marble have both noble appearance and can add a sense of luxury to the space in the store. Through clever patterns and design, the ground can inject a unique artistic atmosphere into the entire store, which complements the high-end image of the brand. The top surface of the shop is the finishing touch of the overall space. Orange lights such as chandeliers and lights can add a lot to the store. The clever lighting design can not only brighten the entire store, but also highlight the delicate details of the

product, so that customers can more comprehensively appreciate the beauty of clothing design when shopping. The choice and placement of the shelves also need to consider the overall color matching. The metal-textured orange shelves not only conform to the modern and fashionable atmosphere, but also coordinate with the design of the wall and the ground. The placement of the shelves should be reasonable and orderly, so that the goods can be clearly presented in front of the customer, and at the same time make the entire store space appear more spacious and orderly. As a window of the store, the use of glass also needs to be carefully considered. The transparent orange glass window can make the light in the store transparent and soften, attracting the attention of past pedestrians. The design of the glass curtain wall can make the entire store look at it, so that customers can feel the noble and fashionable atmosphere before entering the store, causing their curiosity and shopping desire. In summary, through the orange color matching of elements such as walls, ground, top surface, shelves, and glass, the design of high-end women's clothing brands can highlight its unique brand image, so as to establish a profound impression of the brand in the subtlety and enhance the brand's competitiveness in the market.

PART3 5. 服装专卖店墙顶地一体化改色



## Commercial space case 5

PART3 Scene Case

OURSTUCCO reference case

**OURSTUCCO SUPPORT :**  
 Product series introduction  
 Color supported by Full gamut system  
 Distributing area protection  
 Ourstucco dispenser color system  
 Ourstucco APP color system  
 Expert contact on line

**DESIGNER ASSISTANCE**  
 Color for Designer creativity  
 Color principle application  
 Exterior design scheme  
 Classic design case  
 Interior Decoration  
 Exterior design scheme expression



### COLOR EXPERT ON LINE:

The designer's creative concept of this specialty store not only stays on the color matching of the gray and white tone and the face area, but cleverly integrates the leather bags and metal racks of various colors, so that the entire shop highlights the high-end in the elegant elegance. It shows a unique artistic atmosphere through a strong contrast. This design not only makes the store more layered, but also allows customers who enter the store to feel a unique shopping experience in an instant. In the leather bag area, the designer cleverly displayed the ladies of a variety of colors, showing an intoxicating visual feast from the colorful color of red, yellow, green, blue, blue and purple. Each handbag is displayed like art, which not only highlights its unique design style, but also forms a clear brand image through comparison. Different colors of leather bags have a strong visual impact in interconnection, so that customers can quickly find their favorite products while there are many categories. As the main constituent element of the shelves, the metal loan rack not only provides a solid display platform for the product, but also injects a modern sense into the entire space. These metal loan racks are designed with triangular grids, making it look both technological and reveal a trace of futuristic. In combination with the gray-white tone, the metal loan rack and the leather bag are in sharp contrast, showing unique design concepts. This strong contrast makes each leather bag unique, allowing customers to deeply feel the designer's

intentions when browsing the product. Under the clever arrangement of the designer, the entire shop shows a sense of unity of elegance and high-end. The gray-white tone provides a kind of tranquility and fashion for the overall space, forming a harmonious resonance with the colorful leather bags. This contrast not only makes the products more prominent in the gray tone, but also highlights its noble quality in colorful areas. The use of metal loan racks has increased color to the entire space, making the store more technological and in line with modern consumers' pursuit of the shopping environment. This store is not only a shopping place, but also a space that integrates art and fashion. Through the in-depth thinking of color and texture, the designer broke the single pattern of traditional shopping stores and created a new sensory experience for customers. The moment the customer stepped into the shop, it seemed to be in an artistic hall full of creativity and design. Such a shopping experience is not only the choice of goods, but also the unique vision and taste of designers. In general, the design of this specialty store not only work hard on color and space, but also reflects the designer's ingenuity in the careful matching of each element. Through the reasonable combination of gray-white tone, colorful leather bag, and metal loan rack, the entire store not only conveys modern and high-end sense, but also shows a unique artistic atmosphere. This ultimate pursuit of design not only makes the product itself more prominent, but also provides customers with a luxury feast in visual and sensory.



## Commercial space case 5.

PART3 Scene Case

OURSTUCCO reference case

## DESIGNER CREATIVITY



### Color matching scheme:

The space design of brand clothing stores is a subtle art. Through clever color matching and space layout, it can effectively convey the brand image, attract customers' attention, and enhance the shopping experience. In this design, the use of white, yellow and blue areas not only inject a unique atmosphere into the store, but also create a different style and atmosphere through the display of clothing. First of all, the design of the white area reflects the simple and fresh style. The white wall, ground and shelves are unified, making the entire space show a bright, clean and tidy feeling. White is not only a classic design choice, but also provides the ideal background for various colored clothing, making clothing more prominent. This design style not only highlights the brand's high-end atmospheric image, but also allows customers to feel a comfortable and relaxed shopping atmosphere. Secondly, the design of the yellow area highlights luxury and luxury. As a warm color, yellow has injected warm light into the entire area. The yellow of the wall, the ground, and the shelves uniformly create a golden atmosphere. OURSTUCCO color system supported that you can believe your eye. With various colorful clothing, it highlights the elegant quality of clothing. This design can not only attract consumers who focus on fashion and quality, but also convey the brand's pursuit of unique and luxurious lifestyles. Finally, the design of the blue area focuses on sports vitality and fashion. The unified blue wall, ground and shelves create a fresh and young atmosphere, which complement each other with various color sportswear. This design not only makes sportswear more visually prominent, but also conveys the brand's attention to young and vibrant attention. Customers can not only feel the atmosphere of fashion in this area, but also inspire the enthusiasm of exercise. In general, the space design of the brand clothing store has created a different shopping experience for customers through the three theme colors of white, yellow and blue. The simplicity and freshness of the white area, the luxurious and luxurious yellow areas, and the vitality of the blue region together constitute a diverse space. This design can not only attract consumers with different styles and tastes, but also effectively convey the brand image, give the brand a unique personality, and enhance brand value.

Each area is a unique fashion journey in every area to provide customers with a comprehensive pleasure experience. First, a quiet shopping paradise shows the white area. The pure white of the wall, ground and shelves complement each other, as if entering the fashion cloud. This design makes people feel a relaxed and comfortable shopping environment, allowing customers to focus on the clothing itself without being disturbed by other factors, which improves the focus and experience of shopping. Moved to the yellow area, a luxurious atmosphere rushed to the face. The golden yellow of the wall, the ground and the shelves set out a very tasteful space, which complement the various colored clothing. This is not only a place of shopping, but also a visual feast of luxury life. Customers seem to be immersed in a golden dream, feeling a unique and elegant shopping experience, so that they not only shop here, but also enjoy a luxurious attitude towards life. The blue area provides exclusive space for customers who are pursuing vitality and fashion. The unified blue of the wall, ground and shelves outlines a young, vibrant atmosphere.





## PART 3

**Ground color:** In the clothing stores that create high-end brand images, choosing a deep light gray floor can not only enhance the bright sense of space, but also highlight the elegant atmosphere of the brand. This color tone is seamlessly matched with neutral clothing, making the overall space more atmospheric and delicate. **Wall surface color:** The wall surface uses milk white tone, creating a fresh atmosphere for the entire shop. With dark gray details decoration, not only highlights the brand's sense of professionalism, but also allows customers to feel the combination of comfort and fashion when shopping. **Shelf color:** Choose an orange shelves to subtly add bright highlights to the overall space. Orange symbolizes vitality and enthusiasm, making the product more eye-catching, and at the same time show the brand's keen sense of fashion trend. **Clothing matching:** The clothing matching of high-end brands needs to focus on the overall tone. Choosing the classic black and white and gray as the main color, reflects the brand's stability and elegance. Add orange elements in appropriate amount, and clever embellishment to make the overall match more unique without losing fashion. **Lighting design:** Use soft lights to set up the texture of the clothing. The lights are matched with the wall to break a single sense of coverage, create a sense of emotion and hierarchy, and allow customers to better perceive the design and details of clothing in light and shadow. **Display area division:** cleverly design the display area, divide space through different colors of carpets or small furniture, to provide customers with a more private shopping experience, and at the same time emphasize the uniqueness of clothing. **Flowers and plants in the store:** Introduce some exquisite green plants to make the store more vibrant, green and orange complement each other, injecting natural and fresh elements into the overall atmosphere. **Music atmosphere:** Selected music that conforms to brand tone, create a relaxed and pleasant shopping atmosphere, and let customers feel the fusion of music and space while appreciating the clothing. **Testing room design:** The inner wall of the fitting room uses orange tone, with bright lights, so that customers can feel warmth and vitality when trying on, and enhance the shopping experience. **Customized service area:** Special customized service areas are set up. The wall surface is mainly dark gray, highlighting the sense of professionalism. And introduce some luxury elements in the region to provide customers with unique personalized services. **Window design:** Using a large area of glass windows, natural light is introduced into the store, with dark window frames, which not only highlights the sense of space layering, but also adds color to the overall design. **Brand logo design:** Significantly design the brand logo at the entrance of the store, and choose the material with a strong metallic sense, highlighting the brand's nobleness and nobleness. **Shelf art modeling:** Design unique shelf artistic shapes, which are not restricted to tradition. You can choose the design of streamlined, geometric shapes, or imitation art sculptures. The shelves are not only used as a tool for displaying goods, but also artworks in the space to enhance the overall beauty. **Background of the shelves:** Design a unique background wall behind each shelf. Through artistic paintings, mirror or decorative paintings, etc., each display area is unique, creating a shopping space full of artistic atmosphere. **Overall color matching:** Ensure the harmony and unity of the overall color matching. Orange and dark gray shelves can be compared with milk-white walls, breaking monotonous sense, and adding layering to the overall space. **Metal elements:** Add metal elements on the shelves, such as gold or silver borders or decorations, highlighting high-end sense. The use of metal elements can also make the entire space more modern and complement the clothing design. **LED light belt application:** use the LED light belt to cleverly embellish the shelves to create a warm and soft light and shadow effect. You can choose an orange lamp belt to add a unique atmosphere to the entire shelf while lighting. **Display paths:** There are enough display trails between the shelves, and the ground uses dark carpets to form a bright and dark staggered effect, providing customers with a more spacious and exquisite shopping environment. **Brand logo embedded design:** In the design of brand logo cleverly embedded shelf design, it can be metal decoration or art sculpture. It enhances the brand image and enhances the visual attractiveness of the shelves. **Application of transparent materials:** Use transparent glass or acrylic materials on the shelves to make the product look more suspended, improve the sense of display of the product, and add a sense of lightness to the entire store. **Window design:** While using the window to display the clothing, the window will make the window the exquisite display area to guide customers to enter the store through the artistic elements or decorations in the window. **Abstract art paintings:** Hanging some abstract art paintings near the shelves to enrich the space atmosphere, and at the same time form an interesting contrast with the orange-tone shelves, showing a unique design taste. **Seasonal decoration:** Break-up decoration is updated according to different seasons. For example, flower elements can be added in spring, and snowflake decoration can be injected into the metal texture in winter, bringing freshness to the store. **Artistic display:** Surating on the shelves, some small artworks, such as sculptures, ornaments, etc., make the entire shopping space full of literary flavor, and provide customers with more touch and visual pleasure. **Interactive display:** Design some interactive display areas, so that customers can feel the design and fabrics of clothing closely, and increase the sense of participation and interest of shopping. **Regular activities and exhibitions:** hold regular fashion activities or theme exhibitions, so that customers can participate in more interesting social interactions while shopping, and improve the overall shopping experience. **Exclusive membership area:** Establish an exclusive member area to provide unique shopping experience for loyal customers, such as trying to penetrate new clothing, exclusive discounts or cus-

## PART 3





# Commercial space case 5.

PART3 Scene Case  
OURSTUCCO reference case

EXPERT CONTACT:  
Standard construction guidance  
Online color analysis  
How to use the OURSTUCCO APP  
Specialty color design



## ART BRAND STORE

This effect can be achieved by using ourstucco products & all kinds of color toned by dispenser



## Catering &amp; Entertainment 6.

PART3 Scene Case

reference case



OURSTUCCO SUPPORT :  
 Product series introduction  
 Distributing area protection  
 Ourstucco dispenser color system  
 Ourstucco APP color system  
 Expert contact on line  
 Color supported by Full gamut system

## Catering &amp; Entertainment case 6.

PART3 Scene Case

OURSTUCCO refer to project

The decoration of catering and entertainment space is more pursuing personalization, and decorative materials and styles are also different. On the whole, all kinds of materials are required to be high in waterproof, dirt resistance, hygiene, durability, easy cleaning, moisture-proof and mildew and anti-bacteria. At the same time, the space of catering and entertainment venues has high requirements for anti-slip and fire prevention. Under satisfying these basic conditions, the unified color of various materials has almost become a historical problem in the entire decoration industry.

In response to the special requirements of various types of decoration materials in traditional catering and entertainment venues, the United States OURSTUCCO has launched the industry's leading integrated color change solution, which has completely solved the problem of color modification of various materials. Let the overall color matching of catering and entertainment space create a unique atmosphere and become the latest design fashion trend.

The designer can show diversity in different materials by clever use of color. By changing the colors of ground tiles, marble or ground glue, change and adjust the overall tone of the space, create a unique place to adapt to different themes or atmosphere. By adjusting the color of the furniture and wall surface, the designer can create a unified and pleasant dining environment, making the overall design more tasteful and unique. By changing the color of the metal component, add a sense of layering and a unique atmosphere to the space. The integrated design of color wall furniture can be used to make the ceiling decoration, the wall surface and the overall color of the ground are harmonious and unified. At the same time, the principle of color is used: use the same color color matching, increase the coordination of space, similar color matching, increase the atmosphere of the depth of the space, contrast the color matching, increase the artistic sense of space. The coordination of the hard and soft outfit of the catering and entertainment venues is also very important. Through the unity of color, the designer can perfectly combine the hard and soft outfit to create a eye-catching indoor environment and enhance the taste and personality of the overall space.

In short, OURSTUCCO's professional color change products have provided rich creative space for catering and entertainment designers. Through the use of color matching on the ground, walls, furniture and decoration, designers can create a stunning space experience to provide customers with unique and pleasant dining and entertainment venues.

## 6. 餐饮娱乐场所改色系统

餐饮和娱乐空间的装饰，比较追求个性化，装饰材料和风格也各不相同。整体上要求各类材料，对防水、耐污、卫生、耐久性、易清洗、防潮防霉防菌等方面比较高，同时餐饮和娱乐场所的空间，对防滑、防火也有较高的要求。在满足这些基本条件下，各类材料的色彩统一，几乎成为整个装饰行业的历史难题。

针对传统餐饮和娱乐场所各类装修材料的特殊要求，美国OURSTUCCO公司推出了行业领先的整体性改色解决方案，彻底解决了各种材料改色问题。让餐饮和娱乐空间的整体色彩搭配，营造独特的氛围，成为最新的设计流行趋势。

设计师通过巧妙运用颜色，可以在不同材质上展现出多样性。通过改变地面瓷砖、大理石或地胶的颜色，改变和调整空间的整体基调，创造出适应不同主题或氛围的独特场所。通过调整家具和墙面的色调，设计师能够打造一个统一而令人愉悦的用餐环境，使整体设计更具品味和独特性。通过改变金属构件的色彩，为空间增添层次感和独特的氛围。可以利用色彩的墙面地面家具一体化设计，使吊顶装饰，墙面与地面整体色彩和谐统一。同时应用色彩原理：用同色配色，增加空间的协调性；相近色配色，增加空间的深度的氛围；对比色配色，增加空间的艺术感等。餐饮娱乐场所的硬装与软装协调，也至关重要，通过色彩的统一，设计师可以将硬装与软装完美结合，创造出引人注目的室内环境，提升整体空间的品位和个性。

总之，OURSTUCCO公司的专业改色产品，为餐饮和娱乐设计师，提供了丰富的创意空间。通过在地面、墙面、家具和装饰等方面的色彩搭配上发挥想象力，设计师可以创造出令人惊艳的空间体验，为顾客提供独特而愉悦的用餐和娱乐场所。





## Catering & Entertainment 6.

PART3 Scene Case

OURSTUCCO reference case

**OURSTUCCO SUPPORT :**  
 Product series introduction  
 Color supported by Full gamut system  
 Distributing area protection  
 Ourstucco dispenser color system  
 Ourstucco APP color system  
 Expert contact on line

**DESIGNER ASSISTANCE**  
 Color for Designer creativity  
 Color principle application  
 Exterior design scheme  
 Classic design case  
 Interior Decoration  
 Exterior design scheme expression



The design of high -end pastries not only pays attention to spatial aesthetics, but also pays attention to the sensory experience of customers. From the walls, grounds, top surfaces, shelves to glass, each element is carefully matched, and aims to create a intoxicating place for customers to explore the secret. The shades of the wall on the wall not only created a sense of hierarchy visually, but also inspired the desire for deliciousness in the hearts of customers. The dark wall makes people feel high -level and solemn, while the light -colored wall surface exudes a fresh and soft atmosphere, making the entire space warmer. In terms of the choice of ground, the orange -tone ground mud not only brings a sense of luxury, but also uses the clever use of light and shadow to show a good texture in the touch. This is not only a comfortable experience of the soles of the feet, but also the ultimate care of the sensory. The top surface design of the shop not only continues the orange tone, but also creates a dreamy pastry fairyland for customers through the

magnificent matching of lights. The soft but not dazzling light is projected on the wall and the ground, creating an atmosphere like a fairyland, making it as if we are in a unique pastry kingdom. The design of the shelves not only focuses on practicality, but also pursues beauty. The orange wood material not only shows a rich texture texture, but also shapes a delicate appearance through superb craftsmanship. This is not only the presentation of goods, but also a respect for customer taste. The application of glass further strengthens the sense of participation of customers. The transparent glass window allows customers to clearly see the production process of the pastry and make shopping a food journey. The design of orange patterns and fonts makes customers deeply remember this unique and high -end brand through visual impact. The design of the entire store is not only pleasant, but also allows customers to be fully satisfied with sensory. When entering the store, customers are not only attracted to delicious, but also wrapped in this space. Ev


ery detail is to present the unique charm of high -end brands, so that customers are not only delicious here, but also immersed in a sensory journey. In this unique high -end cake shop, you can not only taste exquisite pastries, but also feel the designer' s intentions for the customer' s sensory experience. Every time I step into the shop, it is a pursuit of goodness, a longing for high -quality life. This is not only a high -end pastry shop, but also a space full of artistic atmosphere, creating a luxurious and warm dining room for customers. Color plays a vital role in commercial space design, not only for aesthetics, but also because it has a profound impact on customer consumption psychology. In the design of this high -end pastry store, the choice of orange system is not only pleasant, but also cleverly meets the consumer psychological needs of customers. Orange is a warm and lively hue that can inadvertently bring a pleasure to customers. Psychological studies have shown relaxed and comfortable.



## Catering & Entertainment 6.

PART3 Scene Case  
OURSTUCCO reference case

## DESIGNER CREATIVITY



### Color matching scheme:

The design of the cinema is a unique and challenging art, and color matching plays a vital role in it. The color matching of the designer on the ground, wall surface and ceiling must not only consider aesthetic factors, but also need to pay attention to the audience's visual experience, emotional experience, and the harmony of the overall space. The following are the color matching of the cinema that designers considers the three aspects of the ground, wall and ceiling. Ground color: The ground color of the cinema has an important impact on the overall space and the audience's experience. Designers usually choose dark-colored carpets or floor tiles, such as dark blue, dark gray or dark brown. This choice not only helps to absorb light, reduce reflection, and provide a better visual experience, but also creates a sense of immersion for the audience, making them more focused on the plot of the movie. Wall color: The color matching of the wall needs to consider the overall theme of the cinema and the emotional experience of the audience. Generally speaking, the walls choose dark tones, such as dark blue, dark gray, or dark purple, which helps to create a quiet and mysterious atmosphere, while reducing the reflex of too much light, and maintaining the visual effect of the movie when it is screening. Ceiling color: The color selection of the ceiling is directly related to the light and darkness and comfort of the entire space. Designers usually choose dark-tone ceiling, such as gray or dark blue to increase the sense of depth and height of the space. The dark ceiling also helps reduce the dazzling feeling of the light above, create a softer lighting effect, and make the movie viewing experience more comfortable. The color matching of the wall and the ceiling: In order to achieve the harmony of the overall space, the designer needs to cleverly match the color of the wall and the ceiling. A common matching method is to use similar tones to make the wall and ceiling present a sense of unity.

For example, if dark blue is selected from the wall, the ceiling can choose a shade similar to dark blue, so that while maintaining consistency, you can inject some changes into the entire space. The color matching of the ceiling and the ground: The color matching of the ceiling and the ground is also an important factor that affects the feelings of the audience. Under normal circumstances, designers will choose to form a contrast color, such as dark ceiling with light-colored ground, or opposite. This contrast can make the audience find a balance in the entire space and increase the sense of hierarchy at the same time. In the design of the cinema, the color matching of the ground, wall and ceiling requires comprehensive consideration of the audience's sensory experience, the reflection of light, and the harmony of the overall space. Through clever color selection, designers can create a movie theater space with immersive, peaceful and unique atmosphere, and provide audiences with a better movie appreciation experience.



## Catering &amp; Entertainment 6.

PART3 Scene Case  
OURSTUCCO reference case

## EXHIBITION HALL COLOR

It attracts leaders' interest by quoting relevant data, cases or stories of urban development, and emphasizes the relationship between urban development and exhibition halls. The first part: the background of the concept of urban development. Introduce the historical evolution of urbanization trends in detail, and explore the impact of urbanization on population flow, economic growth, and social structure. At the same time, cases that can list different countries or cities to adopt new urban planning concepts to show the universality of this trend. Part 2: Design concept of the exhibition hall. In this part, in-depth interpretation of the design concept of light brown, gray, white, and dark green, and discuss the symbolic significance of each color in urban planning. At the same time, describe the elements of architectural style in detail, such as curve design,

## Catering &amp; Entertainment




PART3 Scene Case  
JINBA LULU reference case

## EXHIBITION HALL COLOR

glass curtain wall, etc. to show how these architectural elements reflect the sense of future, security, humanistic, and technological sense. The third part: reflection of the sense of future. In-depth introduction of the specific application of advanced technology in urban planning, such as smart city management systems and the use of renewable energy. In addition, the design concept of the expert's point of view or research data can be quoted to enhance the credibility of the article. Part 4: Emphasis on the sense of security. In-depth discussing advanced urban security systems, including monitoring, disaster prevention, and response mechanism, etc. At the same time, you can explore safety measures in community planning, such as natural disaster prevention and community patrols. Part 5: Show of humanistic sense. In this part, in-depth excavation of culture, art and education in urban planning.



COLOR EXPERT ON LINE






The purple-colored walls, ceiling and ground are intertwined in the spatial structure of multiple triangular ceilings, creating a unique visual effect for this bar. Through the clever combination and layout, the designer created a colorful color matching of heaven and earth, making the entire bar present a deep and luxurious atmosphere. First of all, the combination of multiple triangular ceilings not only makes the space more layered, but also creates the dynamic and vitality of the space through the combination of different shapes and sizes. This design is not only a simple decoration of ceiling, but also an extension of art, making the entire space full of modernity and uniqueness. The purple-colored wall and ceiling add a sense of mystery and elegance to the bar. This deep and textured color is combined with the elements of super modern art, making the entire space present a avant-garde and elegant atmosphere. The use of the wall is not only simple paint, but also the clever combination of light and shadow, showing a rich level and texture. The Purple-colored ground adds a sense of comfort and warmth to the entire space. The material selection and color of the ground complement the walls and the ceiling, forming a harmonious and unified whole. This integrated color matching of

heaven and earth makes the entire bar exudes a feeling like being in a art, attracting customers' attention. The design of this bar not only stays at the visual level, but also focuses on the creation of spatial structure. The combination of multiple triangular ceilings makes the space more layered and interesting, and also improves the utilization rate of space. Through careful planning and layout, the designer enables the entire bar space to have a sense of broadness and maintain a certain privacy, providing customers with a comfortable and unique place for dining and gathering. The sense of super modern art runs through the entire design, from the shape of triangular ceiling to the use of the purple tone, all show the designer. This sense of art is not only decorative, but also through the innovation of space structure and the combination of color, creating a unique and fascinating atmosphere for the bar. In the end, the design of this bar, which is based on the purple color, successfully attracted the attention of customers. Customers not only taste delicious drinks in this space, but also immerse themselves in the atmosphere of super modern art, and feel the joyful experience brought by the spatial structure and color. This unique and creative design undoubtedly creates a different atmosphere for the bar, making it a bright art pearl in the city.



# OPTIMAL DESIGN SCHEME



This effect can be achieved by using ourstucco products & all kinds of color tanned by dispenser

**OURSTUCCO APP SYSTEM**  
Ourstucco Distinguish color system  
RGB and CMYK conversion dictionary  
Millions of CMYK true color coatings  
Color matching application guidance  
Architectural color space matching  
Download by Android or apple App store



## Art space &amp; museum 7.

PART3 Scene Case  
OURSTUCCO reference case

Biografien



## Art space &amp; museum case 7.

PART3 Scene Case

OURSTUCCO refer to project

Traditional art space and museum decoration are the pinnacle of the entire decoration industry. It consolidates the inspiration and creativity of a large number of designers. It uses a large number of unconventional or new materials. The focus of the expression; at the same time, it is necessary to convey artistic thought and reflect personal design value. Therefore, this design of the Art Space Museum has almost become the apex and dream of the design of the career.

Facing the art museum, the combination of museums of museums is integrated and decorated, and the comprehensive color matching is a historical problem. The various material changes systems of OURSTUCCO companies in OURSTUCCO have realized their dreams for designers, solving various color modification problems, and provided solid material foundations and executable solutions. Designers only need to give full play to unlimited imagination and creativity, formulate artistic, abstract, visual design solutions. In actual construction, OURSTUCCO can achieve the implementation of the final engineering effect according to design requirements.

From the perspective of art, the designer creates an unforgettable space, and the choice of color plays a vital role in shaping the atmosphere. General art museums, galleries, various exhibition halls, etc., choose neutral hue, such as white and gray, to ensure that art becomes the focus, not competitors of the background. The museum category may adopt a warmer tone to create a sense of intimacy while maintaining a sense of professionalism. The theater may use deep colors in the stage design to emphasize dramatic and performance atmosphere.

OURSTUCCO's color-changing coatings, color integration of various special materials, including ceiling, walls, ground, furnishings, furniture and other colors; represent abstract, modern and innovative metals, resin, ceramics, etc.; It covers a historic wood or marble, and even considers acoustic performance. Choose materials suitable for sound absorption and reflection to assist designers to solve the color matching and unified problems of each part, so that all design solutions will become simple and feasible.

The various types of color modification coatings of the United States OURSTUCCO make the design, implementation and decoration of art venues, which can be simple and executable. At the same time, create more art space and theme museums for designers.

## 7.艺术馆博物馆改色系统

传统艺术空间和博物馆类装修，是整个装饰行业的巅峰之作，凝聚了大量设计师的灵感和创意，运用了大量不常规或全新的材料，既要在有限空间内凸显不同的艺术主题，展示表述重点；同时又要传达艺术思想，体现个人的设计价值。所以艺术空间博物馆的这类设计，几乎成为了每一个设计师，职业生涯的设计顶点和梦想。

艺术馆，博物类的超复杂材料整合装修，综合性的色调搭配是历史难题。美国OURSTUCCO公司的各种材料改色系统，为设计师实现梦想，解决各类改色难题，提供了坚实的物质基础和可执行方案。设计师只需要发挥无限的想象力和创造力，制定出艺术化、抽象化、可视化的设计方案。在实际施工中，OURSTUCCO公司都可以按设计要求，实现最终工程效果的落地。

设计师从艺术的角度出发，创造一个令人难忘的空间，色彩的选择在塑造氛围上起着至关重要的作用。一般艺术馆、画廊、各类展示厅等，选择中性色调，如白色和灰色，以确保艺术品成为焦点，而不是背景的竞争者。博物馆类可能采用更温暖的色调，以营造亲切感，同时保持专业感。剧院则可能在舞台设计上运用深沉的色彩，以强调戏剧性和表演的氛围。

美国OURSTUCCO公司的改色涂料，对各种特殊材料的色彩整合，包括顶棚、墙面、地面、陈设、家具等色彩的协调；代表抽象的、富有现代感和创新性的金属、JRC树脂、陶瓷等；涵盖富有历史感的木材或大理石，甚至考虑声学性能，选择适合吸音和反射的材料，协助设计师解决各部位的色彩搭配和统一问题，让一切设计方案变的简单和可行。

美国OURSTUCCO公司的各类改色涂料，让艺术场馆的设计、实施和装修，变的简单和可执行。同时为设计师创造更多的艺术空间和主题博物馆保驾护航。





# Art space & museum 7.

PART3 Scene Case  
OURSTUCCO reference case

## INSTRUMENT EXHIBITION



## INSTRUMENT EXHIBITION





## Art space & museum 7

PART3 Scene Case

OURSTUCCO reference case

OURSTUCCO SUPPORT:  
 Product series introduction  
 Color supported by Full gamut system  
 Distributing area protection  
 Ourstucco dispenser color system  
 Ourstucco APP color system  
 Expert contact on line



### COLOR EXPERT ON LINE:

The architects use glass bricks, mirrors, acrylic, and white to shape this area into a crystal temple. It is pure and glowing generally exists, guiding readers to continue to go deep into the world of Zhongshuge Bookstore. We use light-guided fiberoptics to create fireflies-like glory. The new peach blossom source under the rainbow: At the end of the fireflies, the space is suddenly bright, and the large-scale floor-to-ceiling glass curtain wall brings bright natural light. Here are the cash register and coffee, as a reader's resting place to the Central World of Zhongshuge Bookstore. Afterwards, readers entered the most important book reading space. The designer uses the actual needs of the desk, bookshelf, and steps to create cliffs, valleys, rapids, shallow beaches, islands and oasis. This is actually an abstract Chinese tradition-New Utopia. It is shrouded in the vast rainbow. The rainbow fell from the sky and fell on the ground to form a screen, and naturally divided the reading area. The main book areas and the original version of art design and imported originals. Rainbow is formed by perforated aluminum plates with petal patterns. After the perforation rate exceeds 50%, the aluminum plate has lost the texture of the metal visually. Multi-layered aluminum plates are stacked together, like many layers of veils. The losing metal finally created the hazy and uncertain visual effect, bringing us great surprises. The production of rainbow design uses parameterized technology. Suzhou Zhongshuge Bookstore

Pavilion is not a design formed by parameterization. It uses parameterization as a tool in an important scene to achieve its symbolism. The vertical curve partition formed by the rainbow floor and the straight line building climate boundary forms different levels of reading space with different levels, different standards, and different movements. The tent that children read secretly. The space between the two interfaces is the frontier of the Zhongshuge Bookstore Pavilion and the outside world. Tongxin Castle: When the gorgeous color of the rainbow gradually belongs to flatness, a white oval castle appears at the end of the Zhongshuge Bookstore. It is a child reading area. Children's heart castle is a very involved space composed of positive and anti-building huts. In addition, the membranes are a translucent mini city composed of the exterior wall. Children can browse books, associate, or look at the world outside the window. The designer made full use of the lighting methods to present the rainbow inside the Zhongshuge Bookstore to the city. It completely changes the commercial temperament of the street corner, and it can be a lighthouse standing in the ocean of the peaceful ocean. The surroundings seem to be quiet, and no matter how the noisy market can still read quietly and warmly. Time seemed to flow slowly, and washed away your prejudice. You are reading and freshmen in the world of Zhongshuge Bookstore. Through reading, you don't have to worry about yourself as ordinary people. Everyone is your daily hero.



## Art space & museum 7.

PART3 Scene Case

OURSTUCCO reference case

DESIGNER ASSISTANCE :  
Color for Designer creativity  
Color principle application  
Exterior design scheme  
Interior Decoration  
Exterior design scheme expression  
Expert contact on line  
Optimal Design scheme display



The Museum at Prairiefire in Overland, KS was a project acquired by Verner Johnson Museum Architects and Planners, and spearheaded by the talented Jonathan Kharfen. After his initial meeting with real estate developer Merrill Companies, project architect Kharfen knew that his vision for the 41,000 sf museum would start with nature's most colorful earth element: Fire. Marveled at the flame that swept through the prairie, Jonathan was intrigued to learn that fires are intentionally set to maintain the landscape. "There was a certain irony in that it's not traditionally a building's job to conjure up images of fire, in fact, it's quite the opposite." Yet his creative vision was to evoke a sense of tall grass, and the unique aspect of a prairie on fire. According to Jonathan, even the topography of the site yearned to embody the quintessential aspect of the region. The obstacle presented here was how to capture the upward and expansive movement of fire, ultimately animating a building constructed of lifeless materials. He felt strongly that he needed to use non-traditional building materials to elicit the sense of movement experienced when watching the prairie burn. The solution was

to use a combination of colored stainless steel tiles and Dichroic Glass. Both products provided durability and design versatility that resulted in vivid, inextinguishable color. Research showed that dichroic glass had not previously been used in the US as an insulated, exterior glazing application. Jonathan's biggest hurdle was understanding the reflective nature of the glass; what it looks like from different angles, how it differs from the exterior to the interior, how to match interior finishes with a material that changes color like a chameleon, and how to specify lighting

on the inside of the space. Wide open exhibit space stretches before visitors, the brilliant colors of oceans and twilight reflecting in the highly polished cement floors. Guests crane their necks to glimpse the uppermost reaches of the high ceilings. We visited in late August 2017 to catch the Dinosaur exhibit before it ended with Labor Day. A massive Tyrannosaurus Rex skeleton stood in the lobby, leaving more than enough room for crowds to move and examine the exhibit's narrative placards without hindering one another or even brushing elbows. Inside double doors to the right of that T-Rex was an eerie entry. Shadowy light barely penetrating that long-ago dense canopy set the mood. The long neck and head of a gigantic sauropod dinosaur extended overhead. Sound effects suggested it was stretching to nibble on leaves and shuffling its feet in our direction. Around the corner was a series of exhibits showing skeletons tiny and large, including a human skeleton and descendants from the age of dinosaurs still swimming and walking upon this modern earth. The belly of the exhibit was another life-sized sauropod. Technology created the illusion of its organs and simulated breathing.



# Art space & museum 7.

PART3 Scene Case  
OURSTUCCO reference case

# 7. Art space & museum

PART3 Scene Case  
OURSTUCCO reference case

**OURSTUCCO SUPPORT :**  
Product series introduction  
Distributing area protection  
Ourstucco dispenser color system  
Ourstucco APP color system  
Expert contact on line  
Color supported by Full gamut system

RGB & CMYK

This effect can be achieved by using ourstucco products & all kinds of color tonned by dispenser



# Art space & museum 7.

PART3 Scene Case  
OURSTUCCO reference case

EXPERT CONTACT:  
Standard construction guidance  
Online color analysis  
How to use the OURSTUCCO APP  
Specialty color design



This effect can be achieved by using ourstucco products & all kinds of color toned by dispenser







## Online popularity case 8.

PART3 Scene Case

OURSTUCCO reference case

## WALL & GROUND INTEGRATION



When designing bright yellow walls, grounds and furniture bars, space design is a key part. First of all, the design of the wall is not only simple color matching, but also needs to be highlighted through artistic decoration and clever lighting design to highlight the bright yellow tone and create a visual impact. Lights with LED lights, neon lights or unique shapes can add a lot to the bar at night, inject a mysterious and charming atmosphere into the overall space. At the same time, the design of the ground should also be part of the entire space. Not only can it consider using a bright yellow -tone floor, but it can also form an interesting echo with the wall through a unique pattern or pattern. The design of the ground is not only visually extended, but also provides customers with comfortable feelings. The uniqueness and fashion sense of furniture: Choosing bright yellow furniture is another key factor in creating a unique bar. Here we need to pursue a sense of uniqueness and fashion, select



modern design furniture to make the entire space more fashionable and attract more attention. The streamlined tables and chairs, special -style bar tables can all become visual focus in the space. In addition to the basic space design, the bright yellow bar also needs to increase fun and uniqueness through the implantation of art elements. The wall can be used with bold patterns and art murals, which forms a strong contrast with bright yellow tones, making the entire space more vivid and interesting. This is not only a simple color match, but also injecting the soul into the bar through artistic way. Consider setting up some art or sculptures inside the bar to make the space more layered. These artistic elements can be an abstract geometric figure, graffiti style, or a futuristic design, attracting the attention of art lovers. The introduction of art elements not only enrich the space, but also provides customers with more opportunities to explore and appreciate. Visual impact is the key to creating a net red punch area.



In the bright yellow bar, the lighting design plays a vital role. LED lights, neon lights and unique shape lamps can not only bring unique light and shadow effects to the bar at night, but also create a fantasy atmosphere. Through the change of light, the entire space is dazzling, sometimes soft and warm, attracting customers to feel beautiful in such an atmosphere. In addition to lighting, walls and ground, choose some materials and shapes with futuristic or technological sense, break the traditional tables and chairs, make the entire space more modern. Unique furniture has become the focus of space, attracts customers' attention, and provides them with a more unique dining and entertainment experience. Through the implantation of artistic elements, creative lighting design, bold wall patterns and art murals, the introduction of artistic installations, and interactive elements, bright yellow -match bars will have a stronger impact visually, so that customers will make customers When entering the bar, it seemed as if he was in an intoxicating art space.



## Online popularity case 8.

PART3 Scene Case  
OURSTUCCO reference case



## DESIGNER CREATIVITY



### Principle of color matching::



Classic black and white: black and white matching simple and elegant, suitable for modernist style, creating a clear sense of layering, highlighting the beauty of the line design. Blue blend: blue matching is calm and peaceful, suitable for bedrooms or rest space, creating a tranquil atmosphere, helping to soothe emotions. Warm color tone warm: warm color like orange and red, creating a warm atmosphere, suitable for living rooms and restaurants, adding a sense of intimacy. Natural green: Green and natural elements are fused, suitable for the sun with sufficient sunlight, creating a fresh and natural feeling, helping to enhance the texture of the space. Gray tone: The gray tone matching shows the simplicity of the generation, suitable for office space, creating a clean and clean working environment. Metal texture: Gold or copper-colored elements with metal texture are suitable for modern luxury styles and increase the noble sense of space. Rainbow color: colorful combinations are suitable for vibrant spaces, such as children's rooms, creating a cheerful and pleasant atmosphere. Black gold classics: The combination of black and gold shows a sense of luxury, suitable for living rooms or study, creating an elegant space atmosphere. Pure white and fresh: Pure white combination brings a sense of freshness, suitable for small spaces, creating a transparent and light atmosphere, making the space more spacious. Elegant purple tone: Purple matching shows elegance and elegance, suitable for bedrooms or women's private space, adding a romantic atmosphere. Orange warmth: orange matching adds warmth, suitable for kitchen or restaurant, enhance appetite, and create a cheerful dining atmosphere. Gray blue blend: Gray and blue are matched with each other, suitable for living rooms or rest areas, creating a comfortable home atmosphere. Turkish Blue: Turkish blue matching shows the Middle East style, suitable for bedrooms or living rooms, creating a strong exotic style. Black and red passion: Black and red passion collision, suitable for entertainment space, creating a vibrant atmosphere. Gray powder is soft: Gray and pink are fused, suitable for women's private space, showing a soft and romantic atmosphere. Metal blue tone: Metal elements and dark blue are suitable for modern industrial style and increase the coldness of space.

Deep gray luxury: Dark gray matching shows a sense of luxury, suitable for study or office to enhance the quality of the space. Brown warm: Create a warmth with brown matching, suitable for living rooms or bedrooms, increasing the comfort of home. Olive green reconciliation: olive green matching shows calmness and harmony, suitable for restaurants or kitchens, creating a quiet dining atmosphere. Black and gray cold and gorgeous: The combination of black and gray shows a cold sense, suitable for modern style, enhancing the modern sense of space. Coral Orange: Coral orange matching shows a sense of vitality, suitable for children's rooms or lively leisure spaces, adding a joyful atmosphere. Deep blue noble: Deep blue matching shows a sense of nobleness, suitable for restaurants or living rooms, creating an elegant dining environment. Light green fresh: light green combination brings freshness, suitable for the sunny space, and enhance the vitality of the overall space.



8. Online popularity case  
PART3 Scene Case  
OURSTUCCO reference case

WALL & GROUND



Gray yellow and dazzling: Gray and yellow match shows a bright sense, suitable for the sunny bedroom to enhance the vitality of the space. Orange and blue contrast: orange is contrasting with blue, suitable for lively. Soft pink blue: pink and blue soft match, suitable for women's private space, creating a gentle and quiet atmosphere. Earth Color: The earth color shows the natural and simple sense, suitable for outdoor terraces or living rooms, and integrates natural elements. Blue and green blend: blue and green blend with each other, suitable for sofa areas or rest corners, creating a space of quiet and harmonious. Orange gray dynamic: Orange and gray dynamic match, suitable for entertainment areas, adding a sense of vitality in space. Light yellow bright: light yellow combination brings a bright sense, suitable for study or office space to improve work efficiency. Rose Gold Fantasy: Rose gold and pink are fused, suitable for women's private space, creating a dreamy and romantic atmosphere. Pure blue and refreshing: Pure blue matching shows a refreshing sense, suitable for the bathroom or bedroom to enhance the cleanliness of the overall space. Gray-green natural: Gray and green are suitable for the sunny living room,

creating a fresh and natural atmosphere. Deep purple match shows an elegant sense, suitable for the master bedroom or reading corner, adding a deep sense of space. Blue gray calm: blue and gray are matched with each other, suitable for working areas, enhancing professionalism and calmness. Orange and yellow enthusiasm: Orange-yellow tone shows enthusiasm, suitable for restaurants or kitchens to enhance the pleasure of dining. Retro blue and green: Retro blue-green matching is suitable for living rooms or restaurants, creating a nostalgic and warm atmosphere. Brown green natural: brown green matching shows a natural sense, suitable for the sunny bedroom, creating a relaxed and comfortable space. OURSTUCCO color system supported .Blue and purple dreams: Blue and purple are fused, suitable for women's private space, creating a dreamy atmosphere. Gray brown quiet: Gray and brown quietly matched, suitable for living rooms or study, enhancing the sense of tranquility of space. Rose red romance: Rose red matching shows a sense of romance, suitable for the private space of bedrooms or women, adding a romantic atmosphere.





This effect can be achieved by using ourstucco products & all kinds of color tanned by dispenser

## Building facade case 9.

### PART3 Scene Case

OURSTUCCO refer to project

Except for the changing color of ordinary exterior wall coatings, the other facade of the building' s facade involves steel modification, JRC plug -in resin parts change color, tiles modified color, stone custard, aluminum gushing color, glass color modification and other aspects. The change of these materials is the focus and difficulty in the color changes in the outer wall.

The professional color change coating series launched by OURSTUCCO in the United States is another innovative technology in the field of coating, which has set a new benchmark for the building' s exterior wall decoration industry. OURSTUCCO perfectly solves the color renewal of the outer wall metal decoration and structural parts, JRC -shaped hanging panels, exterior wall tiles, plug -in stone, glass curtain wall, aluminum gusset board, etc. The special change of the exterior wall makes the building itself highlight the role of humanities and landmarks, and also allows the building to better integrate into the local nature and cities.

The OURSTUCCO' s exterior wall dual -component polyurethane modification series products have the performance far exceeding the traditional outer wall fluorocarbon paint. Professional changing paint not only has high adhesion, high strength, high waterproof, high weather resistance and other general performance; it also has unparalleled water -based paste compatibility and color retention, but also has strong anti -ultraviolet irradiation to allow the outer wall to allow the outer wall The colors are more gorgeous and long -lasting. Metal changing series generally have an excellent rust -proof function to ensure that steel has a longer use period in the humid environment of the exterior wall. The separate aluminum gusset -based primer provided by separate aluminum -based products solves the industrial problems that are easy to oxidize and cannot be painted. The glass changing series has a higher weather resistance than the glass film. During the construction period, there is almost no need to consider the problem of drumming off.

Designers only need to start from the owner' s demand for the building, starting from the design of the design of architectural art, directly design the color of the facade facade of the building. question. Regardless of whether the exterior wall of the building is steel, glass, ceramics, aluminum, polymer resin materials, etc. As long as the exterior wall of the building is changed, the American OURSTUCCO company provides corresponding professional color modification products. At the same time, OURSTUCCO' s exclusive color recognition system+computer color adjustment system supported by OURSTUCCO provides lifelong preservation of color data of various buildings, providing professional services for the colorless maintenance of the exterior wall of the building, and providing professional services.

### 9.外墙外立面多材质改色系统

曾通外墙涂料改色除外·建筑物外立面的其它改色·涉及到钢材改色·JRC外挂塑件改色·瓷砖改色·石材改色·铝扣板改色·玻璃改色等几个方面。这些材质的改色·才是外墙改色中的重点和难点。

美国OURSTUCCO公司推出的专业改色涂料系列·是涂料领域的又一项创新技术·为建筑物外墙装饰行业又树立了一个新的标杆。OURSTUCCO完美解决了外墙金属装饰和结构件·JRC造型挂板·外墙瓷砖·外挂石材·玻璃幕墙·铝扣板等的色彩焕新。外墙特殊改色让建筑的本身凸显了人文和地标的的作用·同时也让建筑物更好的融入了当地的自然和城市。

美国OURSTUCCO公司的外墙双组分聚氨酯改色系列产品·具有远超过传统外墙氟碳漆的性能。专业改色漆·不光具有高附着力·高强度·高防水·高耐候性等一般性能;更具有无与伦比的水性色浆兼容性和保色性·同时也具有极强的抗紫外线照射·让外墙的色彩更加绚丽和持久。金属改色系列普遍具有的优秀防锈功能·确保钢铁在外墙潮湿环境下·拥有更长的使用期。单独提供的铝扣板专业底漆·解决了铝基材产品容易氧化·无法涂层的行业难题。玻璃改色系列具有比玻璃贴膜更高的耐候性·在建筑使用期内·几乎不用考虑起鼓脱落的问题。

设计师·只需要从业主对建筑物的诉求出发·从设计对建筑艺术的需求出发·直接设计建筑物外立面的色彩·不用考虑原有建筑物外墙·不同厂家·不同材料的颜色搭配问题。不论建筑外墙用的是钢材·玻璃·陶瓷·铝材·JRC高分子材质等·只要是建筑物外墙改色·美国OURSTUCCO公司均提供对应的专业改色产品。同时OURSTUCCO公司配套的行业独有的色彩识别系统+电脑调色系统·提供各类建筑物色彩数据的终身保存·为建筑外墙无色差维修·提供专业服务。



# Building facade case 9.

PART3 Scene Case  
OURSTUCCO reference case

DESIGNER ASSISTANCE :  
Color for Designer creativity  
Color principle application  
Exterior design scheme  
Interior Decoration  
Exterior design scheme expression  
Expert contact on line  
Optimal Design scheme display





This effect can be achieved by using ourstucco products & all kinds of color toned by dispenser



# Building facade case 9.

PART3 Scene Case  
OURSTUCCO reference case

EXPERT CONTACT:  
Standard construction guidance  
Online color analysis  
How to use the OURSTUCCO APP  
Specialty color design







9. Building facade case  
PART3 Scene Case  
OURSTUCCO reference case

ART CARVING METAL COLOR



PART3 9. 新闻中心外墙金属雕刻板和铝扣板改色



The material selection and color matching of the outer wall of the building are important aspects of shaping the aesthetics of architecture. The surface changes of metal, glass, stone, and JRC hanging boards directly affect the overall image and environment of the building. First, the outer wall of the metal material gives the building a modern sense and technology. The metal surface of the silver gray reflects the bright glory in the sun, adding a fashionable dynamic to the entire building. The use of this material makes the building not only a practical space, but also part of the city's style, highlighting the vitality of modern cities. Secondly, the glass as the outer wall material creates a transparent sense of space. The transparent exterior wall allows the indoor and outdoor to blend with each other, and the penetration of natural light makes the indoor more vibrant. Through the use of glass, the designer not only improves the comfort of the building, but also cleverly combines naturally with the building to break the boundaries of the space. The exterior wall of the stone has injected a calm and traditional atmosphere into the building. Different colors of stone matching, forming a rich layered appearance, making the building more aristocratic. The natural texture and richness of stone are added to the building a lot to make it stand out in the city.

Finally, the use of the JRC hanging board gives more creativity to the building. This light and diverse hanging board can change the color and patterns at any time according to the designer's concept to create different appearance effects. This flexibility not only increases the change of architecture, but also adds a diversified cultural atmosphere to the city. Considering the mix of the outer wall materials and color of the building, designers should pay attention to finding a balance between modernity and tradition. Through the clever use of metal, glass, stone, and JRC hanging panels, create a building appearance with a sense of the times and integrate into the environment, so that it can become the beautiful scenery of the city in terms of aesthetics, humanities and the environment. Outer wall color and material extension: Under the perspective of aesthetic aesthetics, the choice of outer wall color and material directly affects the overall visual effect of the building. By carefully matched with metal, glass, stone and other materials, and using colorful colors, the building can present a unique artistic texture. From the abstract shape to the synonym, the designer can create a eye-catching building with a clever combination, making it a beautiful landscape in the city. Human and historical perspective: Considering the extension of exterior wall color and material in human history,





## PART 3

buildings can become the inheritor of urban culture. By choosing a stone that fits the local culture, or the use of classic architectural elements, designers can give the depth of the architectural history. At the same time, through the choice of color, the building can find a balance between modern and tradition, which not only retains historical traces, but also injects the vitality of modern life. Environmental sustainability: From the perspective of environmental sustainability, it is important to choose green and environmentally friendly outer wall materials and color schemes. The regeneration utilization of metal, glass and other materials, and the use of coatings that meet environmental protection standards, will help reduce the dependence of buildings to natural resources and reduce environmental burden. By introducing green elements such as plant walls, architecture can play a role of ecological friendly in cities, and build sustainable urban landscapes with the surrounding environment. Social and cultural integration perspective: Considering the extension of the color and material of the outer wall in terms of social and cultural integration, designers can integrate traditional elements into modern architectural design by in-depth local cultural research. Through the use of local folklore and traditional craftsmanship, architecture has become a cultural communicator. At the same time, the choice of color can reflect social values, give the building a deeper social significance, and become part of the urban culture. Through comprehensive considerations from these perspectives, architects can think more about the choice of color and materials of the exterior walls, so that the architecture meets the aesthetic standards of aesthetics, but also has a deep humanistic, environmental, and social and cultural connotation. We are from the outer wall color matching angle. , Analyze the color of the outer wall from 5 aspects. Comparison and harmony: In the color matching of the outer wall, designers can use the principles of contrast and harmony. By choosing a complementary color or similar color, the appearance of the building can not only show a harmonious overall sense, but also highlight the uniqueness of the building through the contrast of color. The use of this color not only increases the visual level, but also adds a lot to the building. Color psychology: Considering color psychology is an important perspective, because color will directly affect people's emotions and perceptions. For example, warm colors such as red, orange, and yellow can create a warm and pleasant atmosphere, while cold colors such as blue, green, and purple bring people calm and fresh. By in-depth research on color psychology, designers can consciously use color to shape the emotional atmosphere of the building. Surrounding environment integration: Considering the color characteristics of the surrounding environment of the building, the building and the surrounding environment are integrated. Using similar or complementary colors, the building can better integrate into the urban landscape and get along with the surrounding nature and other buildings. This color matching angle not only considers the beauty of the individual of the building, but also pays attention to the coordination of the overall building and the city. Seasonal change adaptation: color matching also needs to consider seasonal changes. The choice of color of the exterior wall of the building can be adjusted according to the changes in the four seasons to adapt to the light and temperature changes in different seasons. This change can not only reflect the natural environment, but also allow the building to show different charm in different seasons. Cultural symbols and historical heritage: Use architectural colors to express cultural symbols and historical heritage. Choose color elements related to local culture, such as traditional clothing colors or local characteristics, can make architecture a inheritor of culture. Through clever color use, architecture can show rich historical connotation in modern context. From the above perspective, designers can more targeted external wall color matching, creating a layered and depth building appearance. From the principle of color, consider the design and effect of the color of the outer wall from 6 aspects. Principle of color wheel: Based on the principle of color wheel, the color matching of the exterior wall of the building can use adjacent colors, complementary colors or one-third of the color relationship. This method can create a harmonious and interesting appearance, making the building more eye-catching visually. The lightness and saturation of color: Considering the lightness and saturation of the color is also important to match the color of the exterior wall. Proper lightness differences can produce a sense of layering, and the appropriate saturation matching can adjust the atmosphere of the building and make it more in line with the overall concept of design. Architectural form and function: The color matching of the outer wall should also be considered the shape and function of the building. The bright color may emphasize the modern sense of the building, and the deep color may add color to the traditional building. At the same time, considering the function of building, such as commercial areas, residential areas, etc., the color can be adjusted to meet the needs of different environments. Natural light and shadow: The color matching of the outer wall needs to consider the impact of natural light and shadow. The color may show different effects under different light conditions. Therefore, when choosing the color of the outer wall, you need to consider the light conditions in the building location to ensure that the color can maintain the ideal appearance under various light conditions. Culture and regional characteristics: Based on local culture and regional characteristics, the color of the outer wall can make the building better integrate into the surrounding environment. Using local traditional color elements or natural colors unique to the region not only emphasize the uniqueness of the building, but also enhances the sense of harmony with the surrounding environment. Seasonal change adaptability: The selection of the color of the exterior wall must have seasonal changes. Considering the temperature and light conditions of different seasons, choose the color matching that can maintain attractiveness throughout the year, so that the building can show the best state in any season.

## PART 3






## Building facade case 9.

PART3 Scene Case

OURSTUCCO reference case:

## ART JRC DECORATIVE



From 6 perspectives, the designer looks at the shape, material and color of the outer facade of the building, and the impact on the outer wall of the building. The symbolic meaning of unique external shape. While the designer breaks the traditional appearance, it conveys the symbolic meaning of the building through a unique external shape. Each bending and unevenness echoes independent thinking and innovation. This unique shape is not only redefined of architectural aesthetics, but also an expression of the spirit of the city. 2. Color matching and space experience: Through careful color matching, designers can create fascinating space feelings. The warm-colored exterior wall may make the building closer, and the cold color may create a sense of openness. The artistic of color matching is not only aesthetic, but also how to guide people to resonate emotionally in space. The integration of architecture and surrounding environment: Unique external shapes and color matching need to be integrated with the surrounding environment. When conceived,

the designer considers the surrounding natural landscape and urban atmosphere, so that the building can highlight the personality and color in terms of shape and color, but not separated from the overall coordination of the environment, forming a situation in harmony with the surrounding environment. Technical innovation and construction practicality: When pursuing unique external shapes, designers need to consider the balance between technological innovation and building practicality. The novel shapes and color matching should take into account the structure and function of the building, ensuring that it is not only unique to the appearance, but also an appropriate response to functional needs. The perfect combination of technology and aesthetics makes buildings unique in uniqueness. Cultural symbols and social guidance: Through special external shapes and color matching, architecture has become cultural symbols, conveying information about social guidance. Designers can integrate into the local cultural

elements. Through the unique expression of appearance, it evokes people's sense of recognition of cultural traditions, thereby guiding the shaping of social value concepts. Sustainable design and environmental impact: The design concept of unique external shapes and color matching should also include the consideration of the environment. Designers can choose sustainable materials and environmental protection, and realize the friendly interaction of architecture for nature through green design concepts. This environmental protection design is not only responsible for the environment, but also a support for the sustainable development in the future. Through the comprehensive extension of these six aspects, when the designer pursues unique external shapes and color matching, the designer not only pays attention to beauty and innovation, but also pays attention to the cultural connotation, social responsibility and environmental impact of architecture. It is a manifestation of social progress and sustainable development.



# COLOR EXPORT

OURSTUCCO Co.Ltd on line

## 5分钟理解：色彩构成和配色原理

Understand the principle of color in 5 minutes:

从光线产生的方式，主观的说，我们这个世界，只有两种类型的色彩：

一种是物体反射光线到人眼后形成的色彩，一种是物体自身发射光到人眼后形成的色彩。

通俗的讲：白天看到自然界的色彩，大多数都是自然界物体反射太阳光形成的色彩（人造的各类显示器等自发射光物体除外）；而另一类：如夜晚看到的月亮、星星、萤火虫等和人造各类发光物.....则都是自身发射光形成的色彩。

区分反射光色彩和自发光色彩也很简单：

**反射光色彩**：在有光照条件下（太阳光或人造光源）照射在物体上，物体反射光线到人眼的视觉细胞上，形成的色彩。（举例：绿色树叶，基本是吸收了所有色彩波长的光，只反射绿光，所以白天人眼看到树叶的是绿色.....太阳落山，没有月光和星光，又没有人造光源，物体就没有反射光，树叶不反射光线，就是黑的）、在夜晚，自然界没有照射光源了，就没有反射光线，整个世界也是黑色。

**自发光色彩**：人类制造的各种显示器、霓虹灯等，在没有自然光源时，人类在这类产品上看到的色彩就是纯正的自发光色彩。

涂料、印刷、印染等行业的常用的CMYK色系，就是反射光色彩；设计师行业常用的屏幕RGB值、Lab值、HSB值、16进制数值.....等，基本上可以理解为自发光色彩的数值（又称数字化色彩）。

## 色彩构成：

色彩通常由色相、饱和度、明度三部分构成。

**色相**：如何区分各类颜色的差别。如辨别赤橙黄绿蓝靛紫等不同的颜色，就是物体的色相。在一般光照条件下，普通人可以识别180个左右的色相。

**饱和度**：一般指颜色的鲜艳程度。在涂料行业，在白漆中加入选定颜色的色浆量越大，涂料的对应颜色的饱和度越高。色浆的饱和度可以理解为涂料色彩最高饱和度。

**明度**：一般由光照强度和物体表面反光系数两面决定。光照越强，物体表面反光系数越高，明度越高；光照越弱，物体表面反光系数越低，明度越低。

## RGB值和CMYK值的区别

CMYK是标准的一类反射光色彩模式：

CMYK通常指印刷色，也可以应用在涂料行业，分别代表C: Cyan =青色 M: Magenta =洋红色 Y: Yellow =黄色 K: black=黑色。通过色浆加的越多，反射的对应颜色的光线越多，颜色就鲜艳，同时它吸收的其它颜色波长的光线越多，颜色越深。

RGB是标准的一类自发光色彩模式：

RGB一般指显示器屏幕色，工业界广泛的一种颜色标准，是通过对红(Red)、绿(Green)、蓝(Blue)三色照明通道的亮度变化，以及它们相互之间三个灯光颜色的叠加。每一个像素的RGB值，都分配一个0~255范围内的强度值。RGB图像只使用三种颜色，就可以使它们按照不同的比例混合，在屏幕上重现16777216种颜色。

## 广义加法调色和广义减法调色的区别：

色浆或油墨加的越多，颜色越鲜艳，就是加法调色，CMYK是典型的广义加法调色。

增加光的强度，颜色越浅，减少光的强度，颜色越暗，RGB是典型的广义减法调色。

网上有一些专家，甚至个别网站的百科，把互补色调色（色浆：红色+绿色=灰色；黄色+紫色=灰色；或蓝色+橙色=灰色）称为是“减法调色”这个是比较狭义和不科学的，因为只要是加了更多的色浆，颜色一定更深，所以CMYK在广义上必是加法调色。

## 色彩搭配原理：



无论是大到空间整体的色彩搭配，还是小到涂料样板的色彩搭配，最常见配色方式：1.同类色配色 2.邻近色配色(又称矩形配色)3.对比色配色(又称三角形配色) 4.互补色配色。设计师在坚守整个大空间不超过3个主色调的前提下，可以采用同类色配色，让空间的色彩表现更丰富。而在强调个性化，抽象化，艺术化的时候，多采用互补色配色，就可以达到惊艳的空间艺术效果。

RGB显示器的发光色彩原理补充：

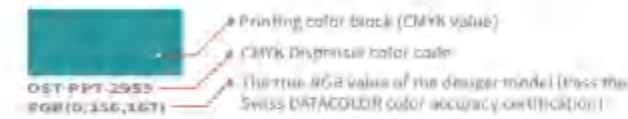
1. 真空电子的老式显示器：色电子枪发射电子的在屏幕上，产生荧光点的显示模式，通过红绿蓝一个颜色的电子枪，同时发生到屏幕的某一个点上，通过一个光点的叠加，强抑制这个点的色彩和明暗，荧光屏上无数个光点，就构成了我们看到的图像。
2. 新型液晶显示器：屏幕由无数个小的发光晶体构成，每个点晶体，通过电压控制，可以独立或组合发出红绿蓝三种光，通过三个颜色光的叠加，强抑制这个点的色彩和明暗。无数个晶体点阵，就构成了我们看到的图像。

# RGB&CMYK

THE WORLD'S ONLY COLOR VERIFICATION SYSTEM USED BY DESIGNERS

The world authoritative water-based coating CMYK and RGB color confirmation dictionary

OURSTUCCO has independently developed the leading era of super color recognition, verification, school color system, and CMYK & RGB color verification electronic dictionary (color APP system). It can help designers to determine the screen RGB color, and to the verification of real coating CMYK color, the accuracy rate is as high as 95%. By using the system, the designer has a precise verification tool for the coating color of the computer screen to the color of the real space. It can greatly improve the reduction of designer renderings and increase the level and value of designers. Color block standard information:



OURSTUCCO's standard color mixing code: OST-XXX-000, the first two digits of XXX are letters, representing the color phase partition. The third x is the number, 1~3 o'clock is light-based paint L, 4~5 is a medium-color paint M, 6~7 is a dark-based paint D. Each color block, OURSTUCCO company can provide designers with small cans of paint for free to perform reverse authentication of real coating water-based CMYK color.

# RGB&CMYK

全球唯一的设计师专用RGB校色系统：

美国OURSTUCCO公司独立开发了领先时代的世界一流色彩识别、验证、校色、及调色系统，CMYK&RGB色彩验证电子词典（色彩APP系统）。任何电脑图片，效果图的屏幕RGB值，设计师均可以通过美国OURSTUCCO公司专业色彩APP系统的数据库，准确判断或验证其在实际装饰空间施工中的可行性，确保屏幕RGB色彩，与现实世界的涂料色彩CMYK的还原。

色彩数据库模型原理：

运用色彩原理，通过对水性涂料色彩的色相，进行人眼可识别的360个色相分区，每个色相分区按涂料从深色到浅色，进行了420个色阶分布，总计151200色的水性涂料真实色板，每个颜色均进行涂料的实际打色验证，并录入色彩APP数据库，数据库的CMYK到RGB精度，由世界顶级瑞士DATACOLOR色彩仪器公司提供保证。（远超世界其它涂料大厂的2000色色卡，大概180~260色相，每个色相7~9色阶）

色彩APP工作原理：

15万块涂料真实色CMYK样板，通过6504K标准光源+顶级光学仪器转换为涂料的真实Lab数值，按数据包，存入APP的云服务器(下载APP后，先升级色彩数据包)。当设计师在APP客户端输入RGB值时，APP会将它自动转换为Lab值，并与云服务器的庞大的真实涂料Lab值比对，并算出色差ΔE值，浅色色差ΔE值<3时，中等色色差ΔE值<4，或深色色差ΔE值<5时，效果图色彩，用水性涂料的可还原度，高达92~95%。

色块标准信息：



OURSTUCCO公司的标准调色代码：OST-xxx-000，xxx的前2位为字母，代表色相分区；第3个X为数字，1~3时为浅色基漆L，4~5为中色基漆M，6~7为深色基漆D。

每个色块，OURSTUCCO公司可免费为设计师提供小罐色漆，多数RGB值可进行真实涂料水性CMYK色彩的反向认证。

附表提供CMYK-1959色 1959个CMYK印刷色 & OURSTUCCO涂料色板色代码 可比对屏幕RGB色与印刷色的差异 也可在OURSTUCCO色彩验证APP系统中，录入RGB值，95%以上准确还原OURSTUCCO调色机 调色代码，同时可由设计师所在地区代理商，提供验证屏幕RGB色彩的“小罐漆”实体体验服务





附表提供CMYK-1959色

1959个CMYK印刷色 & OURSTUCCO涂料电脑调色代码。可比对屏幕RGB色与印刷色的差异。也可在OURSTUCCO色彩验证APP系统中，录入RGB值，95%以上准确还原OURSTUCCO调色机调色代码。同时可由设计师所在地区代理商，提供验证屏幕RGB色彩的“小蓝漆”实体体验服务。

附表提供CMYK-1959色

1959个CMYK印刷色 & OURSTUCCO涂料电脑调色代码。可比对屏幕RGB色与印刷色的差异。也可在OURSTUCCO色彩验证APP系统中，录入RGB值，95%以上准确还原OURSTUCCO调色机调色代码。同时可由设计师所在地区代理商，提供验证屏幕RGB色彩的“小蓝漆”实体体验服务。

Table of 1959 CMYK color swatches with labels and RGB values. The table is organized in a grid format, with each cell containing a small color swatch and its corresponding CMYK and RGB values.

Table of 1959 CMYK color swatches with labels and RGB values. The table is organized in a grid format, with each cell containing a small color swatch and its corresponding CMYK and RGB values.



附表提供CMYK-1959色

1959个CMYK印刷色 & OURSTUCCO涂料电脑调色代码，可比对屏幕RGB色与印刷色的差异，也可在OURSTUCCO色彩验证APP系统中，录入RGB值，95%以上准确率还原OURSTUCCO调色机调色代码。同时可由设计师所在地区代理商，提供验证屏幕RGB色彩的“小蜜酱”实体体验服务。

附表提供CMYK-1959色

1959个CMYK印刷色 & OURSTUCCO涂料电脑调色代码，可比对屏幕RGB色与印刷色的差异，也可在OURSTUCCO色彩验证APP系统中，录入RGB值，95%以上准确率还原OURSTUCCO调色机调色代码。同时可由设计师所在地区代理商，提供验证屏幕RGB色彩的“小蜜酱”实体体验服务。

Table of 1959 CMYK color codes and OURSTUCCO paint codes, organized in a grid format with columns for code, CMYK values, and OURSTUCCO code.

Table of 1959 CMYK color codes and OURSTUCCO paint codes, organized in a grid format with columns for code, CMYK values, and OURSTUCCO code.



附表提供CMYK-1959色

1959个CMYK印刷色 & OURSTUCCO涂料调色色代码，可对比屏幕RGB色与印刷色的差别。也可在OURSTUCCO色彩验证APP系统中，录入RGB值，95%以上准确率查OURSTUCCO调色和调色代码。同时可由设计师所在地区代理商，提供验证屏幕RGB色彩的“小罐漆”实体店服务。

051-PP3-2754 RGB(22,24,23)	051-PP3-2755 RGB(22,24,23)	051-PP3-2756 RGB(22,24,23)	051-PP3-2757 RGB(22,24,23)	051-PP3-2758 RGB(22,24,23)	051-PP3-2759 RGB(22,24,23)	051-PP3-2760 RGB(22,24,23)
-------------------------------	-------------------------------	-------------------------------	-------------------------------	-------------------------------	-------------------------------	-------------------------------

RGB屏幕色与涂料CMYK色彩验证服务：

设计师确定自己方案中屏幕RGB色后，可向当地OURSTUCCO代理商申请，水性涂料真实色彩的验证工作，请使用色彩APP软件，可轻松确定与屏幕RGB对应的水性涂料的真实Lab值，或直接读取调色机色号代码后，可快速由OURSTUCCO电脑调色系统提供打色调色服务。我们承诺：所有打色调色的小罐漆，均由公司免费提供。

设计师配色数值转换及空间配色原理：

任何一个真实可以调配涂料色彩数值，OURSTUCCO公司APP色彩系统，均可以随时在任意Lab，HSB，RGB，LCH，CMYK，HSL等数值之间转换，并提供对应的配色方案。包括提供对应的：1.互补色 2.相似色 3.对比色(三角形配色) 4.邻近色(矩形配色)，等配色原理，与上面所选定颜色对应的数值。

设计师高阶色彩应用：

- 任何一个真实可以调配涂料色彩数值，系统提供最顶级的色彩分析对比：
- 颜色变化：**系统提供任一颜色，饱和度正负25%对比，相似色相正负30度的色彩对比，光照亮度正负25%对比，对应色值的标准灰度对比。
  - 色温影响：**系统提供任一颜色，在不同色温下的色彩体现，从常见的暖色温2856K，暖白色温4230K，到了冷色温6500K外，还有更专业的4874K，5003K，6504K(人类对色彩进行规范的标准色温)，6774K，7504K。
  - 线性梯度至互补色：**系统提供任一颜色，从正常色彩，按灰度递减至色盘中心，再递减到对面互补色的8个色阶对比，这些色阶的标样，在最新流行的莫兰迪、宅寂风等的室内外装饰中，有着极其广泛的应用。
  - 渐变至白色或渐变至黑色：**系统提供任何一个颜色，模拟不停加白色基料或黑色色浆，分别提供8个色阶的色彩体现形式，设计师可以轻松了解涂料调色的深浅。
  - 线性渐变至灰色：**系统提供任一颜色，添加同等饱和度灰度的涂料，分8个色阶，直至其渐变至纯灰色。该色阶应用，可以显著降低空间的色彩饱和度，提高整体空间的氛围感和设计感。

Datacolor 调色器，CMYK到RGB转换：

瑞士DATACOLOR公司是世界顶级光学仪器公司，其终端调色器产品，是世界第一家达到10万级色彩识别精度的设备，目前也是唯一一家通过美国OURSTUCCO公司色彩APP系统10万级色彩精度认证的调色器产品。其它的世界第二名、三名等厂家的同类设备，色彩识别数据精度，也仅能达到1000色彩数量级。



OURSTUCCO色彩APP系统，与Datacolor调色器无缝接口连接，开机即用，即可使用，轻松取色，任意调配颜色，任何涂料厂家调色师调色，都可以转化各类型涂料颜色，并由OURSTUCCO公司最精准调色师提供调色服务。

所见即所得色彩系统：

美国OURSTUCCO公司开发的全球独家的色彩识别、数据分析和调色体验的色彩系统，包括三大部分：

- 高精度电脑调色系统：**对应取色和色彩分析APP，美国OURSTUCCO公司的云服务电脑调色系统，同等配备15万真实CMYK涂料色彩数据库，可以实现任一取色的真实打色服务。在最小色浆添加量0.03克的情况下，仍能保证误差小于5%的重复精度，确保200克小罐漆精准调色，和大批量应用调色的准确。
- APP色彩系统：**包括硬件瑞士顶级Datacolor调色器，软件色彩识别，软件云服务器色彩对比，软件色彩分析等。
- 三大数据库：**原始色彩模型15万色数据库LCH，也包括对应的调色机色数据库CMYK，色彩识别数据库LAB或RGB。

世界权威屏幕RGB与涂料CMYK色彩校验词典  
美国OURSTUCCO专业色彩APP系统

该色彩系统可以帮助设计师确定屏幕RGB色彩，到真实涂料CMYK色彩的校验工作，准确率高达95%。通过使用该系统，设计师对电脑屏幕的RGB设计色彩，到真实空间落地的涂料色彩，有了精准的校验工具，可以大大提高设计师效果图的还原度，提升设计师水平和价值。设计师可以通过调整效果图的RGB值，来减少与真实涂料CMYK色彩的ΔE偏差值，大大提高设计师效果图的还原度，为设计师提升水平和创造价值。当然，真实世界的CMYK色彩，在显示器中通过RGB值体现时，颜色饱和度不够，或明度不够，可以通过调整效果图的光照强度，光照的色温冷暖来补偿。

全色域色彩(15万涂料真实色彩库)

系统色彩模型有360个色相分区，420色阶色彩分布，实现无色阶的真实色彩15万级色彩突破。

全球任何涂料品牌水性色卡(均可以提供调色服务)

系统色彩覆盖全球任何传统涂料品牌的6~9色阶分布的2000~3000色色卡，可精准验证调色。

RGB&CMYK色彩验证电子词典(提高效果图色彩还原度)

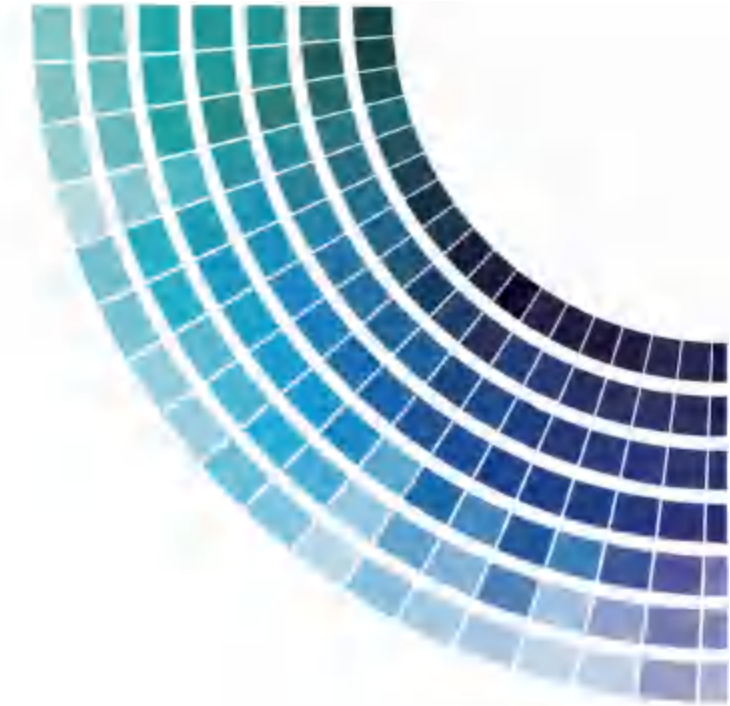
世界权威水性涂料RGB&CMYK色彩验证电子词典，为设计师判断建筑真实色彩提供准确数据。

CMYK到RGB色彩转换(瑞士Datacolor终端取色设备)


终端取色笔，可实现建筑墙面或地面色彩到设计师屏幕RGB，再到真实涂料CMYK的双向转换。

高精度电脑调色(小罐漆色彩体验，墙、地色彩终身保修)

高精度电脑调色云服务系统，0.03克重复精度95%，提供小罐漆色彩体验，墙地色彩终身保修。



CMYK



RGB

OURSTUCCO色彩APP软件官方下载地址



Android版取色APP下载



iOS苹果版取色APP下载



## APP COLOR SYSTEM

取色笔和色彩APP教学视频

### 1. 色彩APP下载

#### 1. 安卓版本

手机分享二维码链接, 网站或资料二维码识别下载, 请注意提示, 在浏览器中打开并安装。

#### 2. 苹果版本

苹果APP STORE, 搜索“欧施泥色彩”下载安装。或者手机分享二维码链接, 网站或资料二维码识别下载。

### 2. 注册和登录

软件安装后, 启动APP, 默认用户名: 本人手机号码, 密码为1234, 也可以微信绑定。

### 3. 升级色彩集(下载数据库)

进入APP后, 点击左下角“色彩集”, 进入色彩集, 右上角“更新”, 全部更新, 筛选绑定全部色漆数据库, 勾选定。

【具体请扫描二维码, 观看APP教学视频(1)】



教学视频[1]

### 4. 色彩APP简单介绍

[1] 数值输入颜色(RGB, LCH, LAB常用色彩数值转换)

[2] 人工效果图取点取色(相册和拍照)

[3] 自动分析效果色彩(仅作为参考)

【具体请扫描二维码, 观看APP教学视频(2)】



教学视频[2]

### 5. 取色笔(关于软件的正版升级)

[1] 取色笔的硬件介绍 [2] 取色笔的开机和连接

[3] 取色笔校准 [4] 取色笔使用

[5] 使用注意事项

[6] 常见问题

- A. 蓝牙污染
- B. 取色笔校准白点污染
- C. 解绑和更换使用人

【具体请扫描二维码, 观看APP教学视频(3)】



教学视频[3]

### 6. 关于调色板色

[1] 建立不同客户和项目的取色调色板

[2] 单独样板取色(排除光污染, 同屏幕不同点对比)

[3] 效果图, 不同点(排除光污染, 同屏幕对比颜色)

【具体请扫描二维码, 观看APP教学视频(4)】



教学视频[4]

### 7. 高级应用: 色彩数值的应用

[1] 取色数值读取

[2] 色彩应用

[3] 色彩分析

### 8. APP系统的其它应用

【具体请扫描二维码, 观看APP教学视频(5)】



教学视频[5]



20岁



30岁



40岁

SPECIAL COATINGS  
CONSUMER GROUPS  
专业改色涂料消费群体

OURSTUCCO色彩APP软件官方下载地址



Andriod版取色APP下载

IOS苹果版取色APP下载



Color Specialty Water Coatings Function Non -slip Water coatings  
Universal Specialty plaster

CMYK and **RGB** color test electronic dictionary OURSTUCCO Color APP Advanced systemUS. OURSTUCCO has established a technical benchmark international brand in the field of high -performance water -based coatings with its long history and excellent product technical heritage.The company's **products** cover four major systems,including Special Water Paint , Functional Non -slip Coatings, Universal Specialty plaster, Decorative coatings, and more than 300 subdivided products ...It leads the direction of innovation and development of high -performance water -based paint and has promoted the large -scale application of wall -ground integrated Universal Specialty plaster, becoming

the first choice for Chinese **designers** and agents, and water -based high -performance coatings.We believe that corporate innovation is the core force that drives the future.We look forward to exploring more professional products with partners around the world and shaping a more colorful world.Inspiration of design :High -performance water paint Caring for the disadvantaged people: Function Non -slip Water Paint Wall and ground integrated color:Universal Specialty plaster. Continue to innovate: decoration

tem: **OURSTUCCO** Color APP In the United States OURSTUCCO and COLOR color instrument and equipment company the world's leading OURSTUCCO Color App System **CMYK** electronic dictionary, which has accumulated 150,000 color databases, covering people. More than 92%of the water -based coating color matching range uses advanced spectral analysis technology to accurately capture the special characteristics of the target color to ensure the high consistency of the color and achieve high-precision color matching. The **COLOR** system can also provide intelligent color matching and adjustment suggestions based on the needs

**Designers** and application scenarios. It realizes water -based coating color applications, one of the largest technical breakthroughs in the world in nearly 40 years.

美国OURSTUCCO公司对《专业改色涂料手册》享有最终解释权。



OURSTUCCO色彩APP软件官方下载地址



Andriod版取色APP下载



IOS苹果版取色APP下载

瑞士Datacolor 取色笔市场零售价：988元/支  
(实现墙面色彩CMYK到设计师屏幕RGB精准取色，并提供对应RGB小罐漆实色体验)  
美国OURSTUCCO《专业改色涂料手册》综合成本：1280元/册  
代理商免费赠送